



Environmental Protection Agency (EPA) | Climate Pollution Reduction Grant (CPRG)

El Paso Regional Climate Action Plan

Priority Climate Action Plan

#02F38901 | March 2024



El Paso Metropolitan Statistical Area (MSA) Priority Climate Action Plan

The City of El Paso and regional partners would like to thank the many members of the public who participated in the planning process by offering their time, concerns, suggestions, and support.

This project has been funded in part by the United States Environmental Protection Agency (EPA) under assistance agreement 02F38901 to the City of El Paso. The contents of this document do not necessarily reflect the views and policies of the EPA, nor does the EPA endorse trade names or recommend the use of commercial products mentioned in this document.

The measures contained herein should be construed as broadly available to any entity in the El Paso MSA eligible for receiving funding under the EPA's Climate Pollution Reduction Implementation Grants (CPRG) and other funding streams, as applicable.

All images are owned by the City of El Paso or do not require attribution.

Learn more at

[City of El Paso - Office of Climate & Sustainability](#)

For further information contact

Fernando Berjano, Senior Climate Program Manager, BerjanoFL@elpasotexas.gov

Dora Hernandez, Climate Program Manager, HernandezDB1@elpasotexas.gov

Nicole Ferrini, Climate and Sustainability Officer, FerriniNM@elpasotexas.gov



Table of Contents

Executive Summary v

Acronyms, Abbreviations, and Glossary viii

Introduction 11

Greenhouse Gas Emissions Inventory Overview 13

Stakeholder Engagement 18

PCAP Priority Measure Selection Methodology 23

Greenhouse Gas Reductions 26

Low-Income and Disadvantaged Community Analysis 28

Priority Measures 34

Conclusion 71

Appendix A: GHG Reduction Calculation Technical Appendix

Appendix B: Community Input



Acknowledgements

Thank you to staff members of City of El Paso Community and Human Development department who made this possible through your assistance and review.

Nicole Ferrini, Climate and Sustainability Officer
Abraham Gutierrez, Assistant Director
Fernando Berjano, Senior Climate Program Manager
Dora Hernandez, Climate Program Manager
Andrea Silva-Brown, Sustainability Specialist
Andrea Read, Civic Empowerment Coordinator
Valeria Aguirre Holguin, Neighborhood Specialist
Linda Garza, Neighborhood Specialist
Kenia G. Sawyer, Neighborhood Specialist
Jahnay Ingram, Research and Management Assistant

Report prepared by

AECOM, with the support of Barracuda Public Relations and ICLEI - Local Governments for Sustainability (ICLEI) in collaboration with the Office of Climate and Sustainability, City of El Paso.



Executive Summary

The El Paso Metropolitan Statistical Area (El Paso MSA) faces climate risks including drought, flash flooding, air pollution, extreme heat, and extreme cold. Nearly 65% of El Paso County and 100% of Hudspeth County are considered low-income and disadvantaged communities (LIDACs) facing burdens like linguistic isolation and poor health that make it harder to address climate risks.¹ In the face of these challenges, the City of El Paso worked with partners across El Paso and Hudspeth Counties to create this Priority Climate Action Plan (PCAP).

This PCAP prioritizes measures to reduce greenhouse gas (GHG) emissions in the El Paso MSA, while providing other benefits to residents, such as creating jobs, improving air quality and quality of life.

The PCAP includes an MSA-wide inventory of major GHG emissions sources within El Paso County and Hudspeth County. In 2019, the El Paso MSA generated approximately 8,500,000 metric tons of carbon dioxide equivalent (MTCO_{2e}). The largest emissions sources were from transportation (40% of total emissions), commercial energy use (24%), industrial energy use (17%), and residential energy use (16%). These initial results are consistent with other communities in Texas and throughout the United States where building energy use and transportation are typically the largest community emissions sources.

The PCAP was developed through a community driven process.

The PCAP team gathered feedback from community members across El Paso and Hudspeth counties to identify ways to reduce climate pollution across different sectors. To solicit input from community members, particularly residents of low-income and disadvantaged communities (LIDACs), the City of El Paso hosted a bilingual survey and an open house at a community center located in a LIDAC. In addition, the City of El Paso shared an overview of the PCAP on its website and hosted two community listening sessions to discuss the priority measures. The City of El Paso presented an overview of the PCAP in a City Council work session that was open to the public.

The core engagement strategy was to meet people where they are and the City of El Paso met with key community institutions, such as Eco El Paso, Community First Coalition, Amanecer, The El Paso Chamber of Commerce, The El Paso Hispanic Chamber of Commerce and both the El Paso Community Foundation and the Paso Del Norte Health Foundation to brief them on the CPRG program. As an immediate follow-up to the PCAP, in April, community-based leaders and organizations will convene the region's public leaders and 200 members from historically disinvested communities to discuss climate action.

Together, residents, project partners, and other stakeholders shared more than 200 unique measure and project ideas to reduce GHG emissions in the El Paso MSA. The PCAP engagement process outcomes included:

- **95+ community members** attended an open house on January 24th
- **640+ responses** were received through the **bilingual community survey** open from January 24th to February 9th
- **28 community members** attended two **listening sessions** on February 20th and February 24th

¹ Council on Environmental Quality (CEQ), "Climate and Economic Justice Screening Tool 1.0," 2022, <https://screeningtool.geoplatform.gov/en/#3/33.47/-97.5>.

This community feedback shaped the plan’s priority measures. In El Paso’s PCAP, a **priority measure** is a broad strategy that addresses an emissions source or sources within the El Paso MSA, aligns with local goals, and is important to the community. Many of the priority measures, which are listed in Figure 1, come with more defined project ideas from the community. **PCAP projects** are specific, implementation-ready projects or programs that support a PCAP measure.

In addition to high-level GHG reduction estimates and evaluation of the authority to implement, each priority measure also presents an assessment of LIDAC impacts. Benefits and disbenefits are described, with mitigation strategies included for each disbenefit identified. The order in which priority measures are presented in the PCAP is based on benefits the community prioritized through the engagement process.

Community members provided 200+ unique ideas.

Inter-Governmental project partners shared 35+ implementation-ready projects.

From this input, 10 regional priority measures were identified.



Figure 1. PCAP Measures by Emissions Area



Tables

Table 1. Emissions Sectors and Activities	13
Table 2. Emissions Inventory Data Sources	14
Table 3. 2019 GHG Emissions Inventory by Sector	15
Table 4. 2019 GHG Emissions Inventory by Sector and Subsector	17
Table 5. Intergovernmental and Interagency Coordination Meetings	19
Table 6. PCAP Measures and Community Benefits	25
Table 7. Cumulative GHG Reductions by Measure	26
Table 8. CEJST Indicators and Affected Census Tracts in El Paso and Hudspeth Counties	31
Table 9. El Paso MSA Low Income and Disadvantaged Communities Census Tract IDs	33
Table 10. PCAP Priority Measures and Project Ideas	35
Table 11. Example Projects for Priority Measure: Increase Native Trees and Natural Spaces	37
Table 12. Benefits to Priority Measure: Increase Native Trees and Natural Spaces.....	40
Table 13. Example Projects for Priority Measure: Expand Improve Active Transportation Infrastructure..	41
Table 14. Benefits to Priority Measure: Expand and Improve Active Transportation Infrastructure.....	45
Table 15. Benefits to Priority Measure: Utilize Sustainable Land Use Planning	47
Table 16. Example Projects for Priority Measure: Expand and Improve Transit Service	49
Table 17. Benefits to Priority Measure: Expand and Improve Transit Service	51
Table 18. Example Projects for Priority Measure: Increase Energy Efficiency Decarbonize Buildings.....	52
Table 19. Benefits to Priority Measure: Increase Energy Efficiency and Decarbonize Buildings.....	54
Table 20. Example Projects for Priority Measure: Install Renewable Energy Systems.....	56
Table 21. Benefits to Priority Measure: Install Renewable Energy Systems.....	60
Table 22. Benefits to Priority Measure: Evaluate Sustainable Waste Management Practices	62
Table 23. Example Projects for Priority Measure: Support the Electric Vehicles Transition	63
Table 24. Benefits to Priority Measure: Support the Electric Vehicles Transition.....	65
Table 25. Example Projects for Priority Measure: Optimize Freight Transportation.....	67
Table 26. Benefits to Priority Measure: Optimize Freight Transportation.....	68
Table 27. Example Projects for Priority Measure: Promote Sustainable Food Production Distribution	69
Table 28. Benefits to Priority Measure: Promote Sustainable Food Production and Distribution	71

Figures

Figure 1. PCAP Measures by Emissions Area	vii
Figure 2. Study Area	12
Figure 3. 2019 GHG Emissions by Sector	16
Figure 4. Community Ranking of Priority Measures	21
Figure 5. Community Ranking of Project Benefits	21
Figure 6. CEJST Census Tracts in El Paso MSA	32

Acronyms, Abbreviations, and Glossary

Acronym, Abbreviation, or Key Term	Definition
Adaptation strategies	Adaptation strategies help communities, organizations, and regions adapt to climate change impacts, like extreme heat, flooding, drought, and worsened air quality. El Paso’s Regional Climate Action Plan will also evaluate climate adaptation strategies.
Air quality	Air quality is the level of cleanliness and suitability of air for humans, animals, and plants. Good air quality means that the air is free of harmful substances.
Carbon removal	Carbon removal is the process of capturing carbon dioxide (CO ₂) from the atmosphere and storing it for decades or centuries. This can be through natural processes such as trees sequestering carbon as they grow or through mechanical means.
CCAP	The Comprehensive Climate Action Plan (CCAP) is the second deliverable for the CPRG. The CCAP will include actions to reduce greenhouse gas emissions from multiple sources, such as building energy use, transportation, solid waste, and industry. The CCAP will also include near-term and long-term greenhouse gas reduction goals and concrete strategies, actions, and implementation pathways
CPRG	The Climate Pollution Reduction Grant (CPRG) program was established by the 2022 Inflation Reduction Act (IRA). For the CPRG Phase 1 Planning Grants, the El Paso MSA was awarded \$1 million to develop a regional climate action plan.
CO₂	Carbon dioxide (CO₂) is a greenhouse gas (GHG) that is produced by many common activities, including operating vehicles and heating buildings using fossil fuels.
El Paso Metropolitan Statistical Area	The El Paso Metropolitan Statistical Area (MSA) refers to the geographic area that includes the communities of El Paso County and Hudspeth County.
EPA	The U.S. Environmental Protection Agency (EPA) seeks to protect human health and the environment by developing and enforcing regulations, providing grants, studying environmental issues, sponsoring partnerships, teaching people about the environment, and publishing information.
EV	Electric vehicles (EVs) are powered by electricity instead of gasoline, diesel, or another fuel.
Fugitive Emissions	Fugitive emissions are unintentional or intentional releases of greenhouse gases to the atmosphere. Releases can be accidental from equipment leaks, defective seals or joints, etc., or they can be the intentional venting, flaring, or discharging of greenhouse gases.
GHG	Greenhouse gases (GHGs) are gases in the earth’s atmosphere that trap heat. During the day, the sun shines through the atmosphere, warming the earth’s surface. At night the earth’s surface cools, releasing heat back into the air. Some heat is trapped by the greenhouse gases in the atmosphere, causing changes to the earth’s climate.

kW	Kilowatt is a unit of energy representing one thousand watts.
LIDAC	Low-income and disadvantaged communities (LIDACs) are areas that suffer from a combination of economic, health, and environmental burdens. The EPA's Climate and Economic Justice Screening Tool (CEJST) is a geospatial mapping tool that identifies areas across the nation where communities face significant burdens.
LSC	Leadership Steering Committee is an advisory body for the El Paso region CPRG project and includes representatives from each municipality in the El Paso MSA region, the El Paso Metropolitan Planning Organization, and the Rio Grande Council of Governments.
CH₄	Methane (CH₄) is a greenhouse gas.
Implementation tracking metric	An implementation tracking metric is quantifiable value used to track, compare, and assess performance or processes.
MW	Megawatt is a unit of power representing one million watts.
MWh	Megawatt-hour is a unit of energy in which electricity use is primarily measured.
N₂O	Nitrous oxide (N₂O) is a greenhouse gas.
PCAP	The Priority Climate Action Plan (PCAP) is the first deliverable for the CPRG. The PCAP will include implementation-ready projects that reduce greenhouse gas emissions and provide other community benefits. Projects will benefit low-income and disadvantaged communities.
PDN C3	The Paso Del Norte Community Climate Collaborative (PDN C3) is an institutional and interagency stakeholder framework to maintain transparency, collaboration, and accountability in the delivery of outcomes, and consists of the Leadership Steering Committee and other partners.
PHEV	A plug-in hybrid electric vehicle is powered by both electricity and another fuel source, such as gasoline or diesel.
Priority Measure	A PCAP priority measure is a broad strategy that addresses an emissions source or sources within the El Paso MSA, aligns with local goals, and is important to the community.
Projects	PCAP projects are specific, implementation-ready projects that support a PCAP measure.
Status Report	The Status Report is the third deliverable for the CPRG. The Status Report will evaluate implementation progress on PCAP and CCAP measures, update measure analysis, and outline next steps on measure implementation.
VMT	Vehicle miles traveled (VMT) is a measurement of total vehicular travel based on the number and distance of trips.

Introduction

The El Paso Metropolitan Statistical Area (El Paso MSA) of Texas faces economic, environmental, and public health challenges due to the changing climate. Record heat, flash floods, drought, and fire pose risks for residents of the Metropolitan Statistical Area (MSA). Working together to reduce climate pollution is necessary to protect residents from these risks, now and in the future. The MSA comprises of El Paso County and Hudspeth County.

This Priority Climate Action Plan (PCAP) prioritizes measures to reduce greenhouse gas (GHG) emissions in the El Paso MSA. The PCAP will support investment in policies, practices, and technologies that reduce emissions, create high-quality jobs, spur economic growth, and enhance residents' quality of life. In creating this PCAP, the City of El Paso collaborated with the Towns of Anthony and Clint, Horizon City, the Cities of San Elizario and Socorro, the Village of Vinton, El Paso and Hudspeth Counties, the El Paso Metropolitan Planning Organization, the Rio Grande Council of Governments, and Ysleta del Sur Pueblo.

The El Paso MSA is a complex network of communities, with 10 municipalities and 15 census-designated places and unincorporated communities spanning two counties and more than 5,500 square miles (see Figure 2). Home to five international ports of entry, the El Paso MSA is a crucial channel for freight traffic and international trade and commerce with Mexico. In 2021, the El Paso-Juárez-Las Cruces Borderplex was the fifth-largest manufacturing employment center in North America.

Despite these economic strengths, the El Paso MSA faces a confluence of social and environmental challenges. Triple-digit temperatures have become more frequent in the last 100 years, leading to summer blackouts as the regional electric utilities struggles to meet energy demands. The region is suffering a 20-year megadrought and water supply from the Rio Grande is declining. Meanwhile, intense rainfall caused flash flood events in 2006 and 2021.

Recovering from events like these is more difficult for people facing other stressors. Nearly 65% of El Paso County and 100% of Hudspeth County are considered Justice40 disadvantaged communities, facing burdens of poverty, lack of educational attainment, and poor health.² The counties score 0.98 and 0.99, respectively, on the CDC Social Vulnerability Index, where 1 is the highest vulnerability.³ El Paso residents facing these interconnected challenges are less able to adapt to environmental change.

In addition to reducing GHG emissions, the priority measures identified in this PCAP offer other benefits to residents of the El Paso MSA. Implementing these priority measures can reduce energy costs, improve air quality, create high-quality jobs, and improve community health. This PCAP represents an opportunity for the El Paso MSA to meet current and future challenges and bring benefits to all residents.


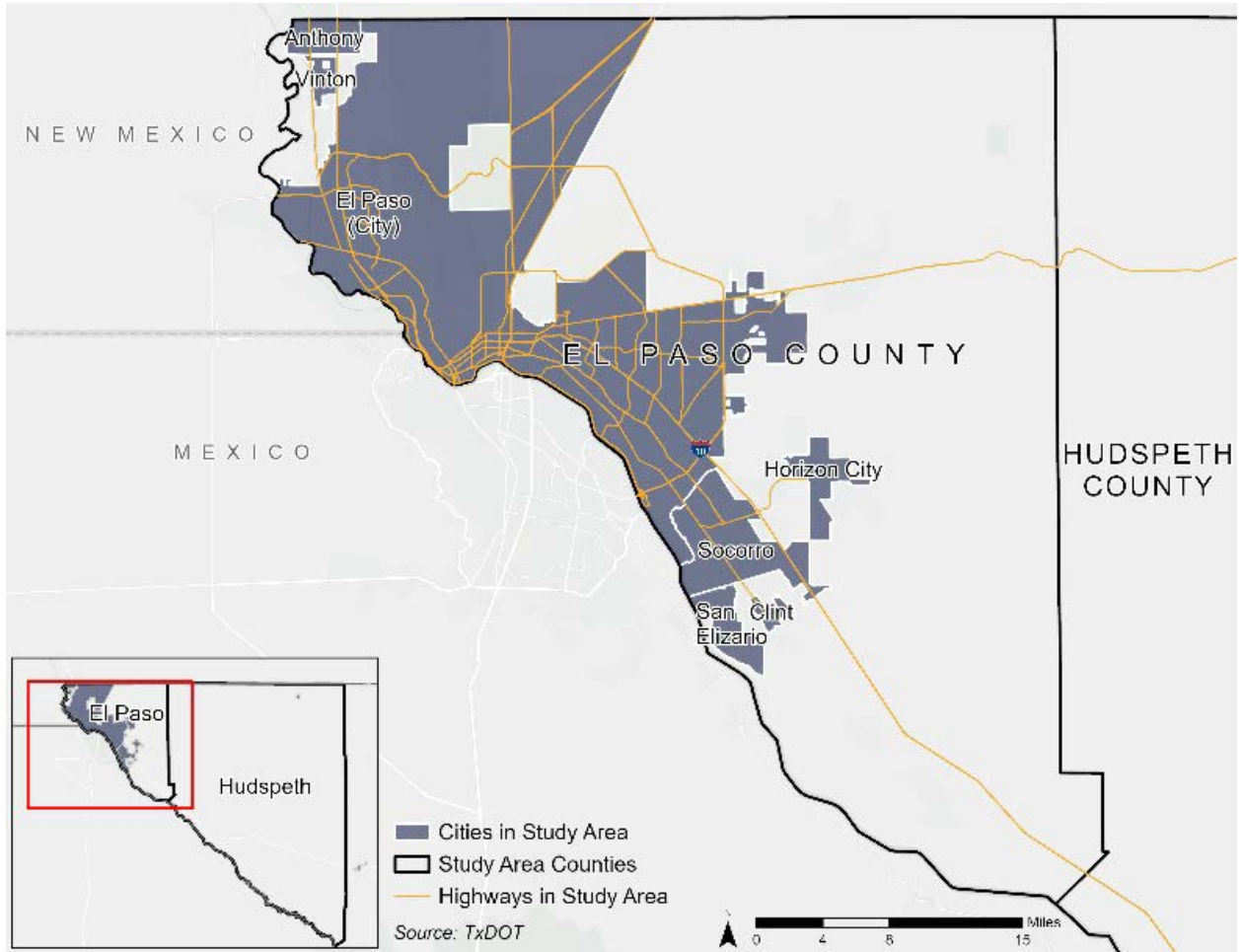
This PCAP is organized into the following sections:

- Introduction
- Greenhouse Gas Emissions Overview
- Stakeholder Engagement
- Low-Income/Disadvantaged Community Benefits Analysis
- Priority Measures
- Conclusion

² Council on Environmental Quality (CEQ), "Climate and Economic Justice Screening Tool 1.0," 2022, <https://screeningtool.geoplatform.gov/en/#3/33.47/-97.5>.

³ Agency for Toxic Substances and Disease Registry (ATSDR), "CDC/ATSDR Social Vulnerability Index (SVI)," February 7, 2024, <https://www.atsdr.cdc.gov/placeandhealth/svi/index.html>.

Figure 2. Study Area



Greenhouse Gas Emissions Inventory Overview

Takeaways

- **Evaluation of major greenhouse gas emissions sources** within El Paso County and Hudspeth County.
- Nearly **40%** of emissions from **transportation sector**.
- **58% of emissions from stationary energy use** – commercial, industrial, and residential.

The PCAP includes an MSA-wide inventory of major GHG emissions sources within El Paso County and Hudspeth County. Per EPA CPRG guidance, a simplified GHG inventory is acceptable for the PCAP, with a comprehensive GHG inventory to be developed as part of the subsequent Comprehensive Climate Action Plan (CCAP) in 2025. The PCAP GHG inventory was developed using a combination of empirical data and modeled data for calendar year 2019 following the US Community Protocol inventory guidance, and includes the emissions sources presented in Table 1.⁴

Table 1. Emissions Sectors and Activities

Emissions Sector	Activities Included
Transportation	On-road vehicle gasoline and diesel use and off-road equipment gasoline, diesel, liquified petroleum gas, and compressed natural gas use
Residential Energy	Stationary energy use, including electricity, natural gas, propane, and wood fuels
Commercial Energy	Stationary energy use, including electricity, natural gas, fuel oil, propane, gasoline, and wood fuels
Industrial Energy	Stationary energy use, including electricity, natural gas, fuel oil, propane, liquified petroleum gas, and gasoline fuels
Solid Waste	Fugitive methane emissions from solid waste landfills
Water and Wastewater	Process nitrous oxide from wastewater treatment and effluent discharge
Process and Fugitive Emissions	Process emissions from industry and fugitive emissions from natural gas use

⁴ICLEI, "U.S. Community Protocol for Accounting and Reporting of Greenhouse Gas Emissions," 2024, <https://iclei.usa.org/us-community-protocol/>.

The activities included in the inventory produce the following GHGs:

- Carbon dioxide (CO₂)
- Methane (CH₄)
- Nitrous oxide (N₂O)

Activity data and emissions factors were collected for the activities listed in Table 1. The activity data (such as kilowatt-hours used per year or miles traveled per year) was then multiplied by activity-specific emissions factors for a particular GHG (such as pounds of carbon dioxide produced per kilowatt-hour used) to calculate total GHG emissions produced by that activity. In developing the inventory, the Intergovernmental Panel on Climate Change (IPCC) Annual Report 5 (AR5) 100-year global warming potential (GWP) values were used to convert the amount of GHGs to metric tons of carbon dioxide equivalents (MTCO_{2e}). In general, calculating GHG emissions follows this simplified formula:

$$\text{Activity Data} \times \text{Emissions Factor} \times \text{100-year GWP} = \text{Total Emissions in MTCO}_2\text{e}$$

The inventory was developed using ICLEI's ClearPath tool with the data resources shown in Table 2.

Table 2. Emissions Inventory Data Sources

Emissions Source	Emissions Data Obtained	Emissions Data Source	Emissions Factor Source
On-road Transportation	Vehicle Miles Traveled (VMT)	Google Environmental Insights Explorer (EIE) 2019 (VMT for counties without data was estimated using region-wide VMT per capita multiplied by county populations)	US EPA
	Fuel economy and vehicle/fuel types	Bureau of Transportation Statistics Average Fuel Efficiency of U.S. Light Duty Vehicles 2019, Energy Information Administration (EIA)	
Off-road Transportation	GHG emissions	EPA National Emissions Inventory (NEI) 2020	EPA NEI 2020
Electricity	Megawatt-hours (MWh)	Utility Data 2019	EPA eGRID 2019
Residential And Commercial Natural Gas, Propane, Wood, Distillate Fuel Oil, Gasoline	Million British Thermal Units (MMBtu)	EIA 2019 Data (downscaled from state data)	EPA

Industrial Natural Gas, Liquefied Petroleum Gas (LPG), Distillate Fuel Oil, Propane, Gasoline	GHG emissions	EPA Facility Level Information on GreenHouse gases Tool (FLIGHT) 2019	EPA FLIGHT 2019
Landfilled Waste	Short tons	Texas Commission on Environmental Quality 2019	ICLEI ClearPath/EPA WARM model
Water and Wastewater	GHG emissions	EPA Inventory of U.S. Greenhouse Gas Emissions and Sinks: 1990-2007, Chapter 8, 8-7 (2009)	EPA
Process Emissions from Iron and Steel Production	GHG emissions	EPA FLIGHT 2019	EPA FLIGHT 2019

In calendar year 2019, the El Paso region generated approximately **8,500,000 MTCO_{2e}** as shown in Table 3 and Figure 3.

Table 3. 2019 GHG Emissions Inventory by Sector

Sector	2019 GHG Emissions (MTCO_{2e})	% of total Emissions
Transportation	3,386,545	40%
Commercial Energy*	2,075,201	24%
Industrial Energy	1,485,660	17%
Residential Energy	1,355,228	16%
Solid Waste	173,915	2%
Process and Fugitive Emissions	51,902	<1%
Water & Wastewater	7,113	<1%
TOTAL	8,535,564	100%

**Commercial and Industrial electricity use could not be disaggregated – the associated emissions are included in the Commercial Energy sector*

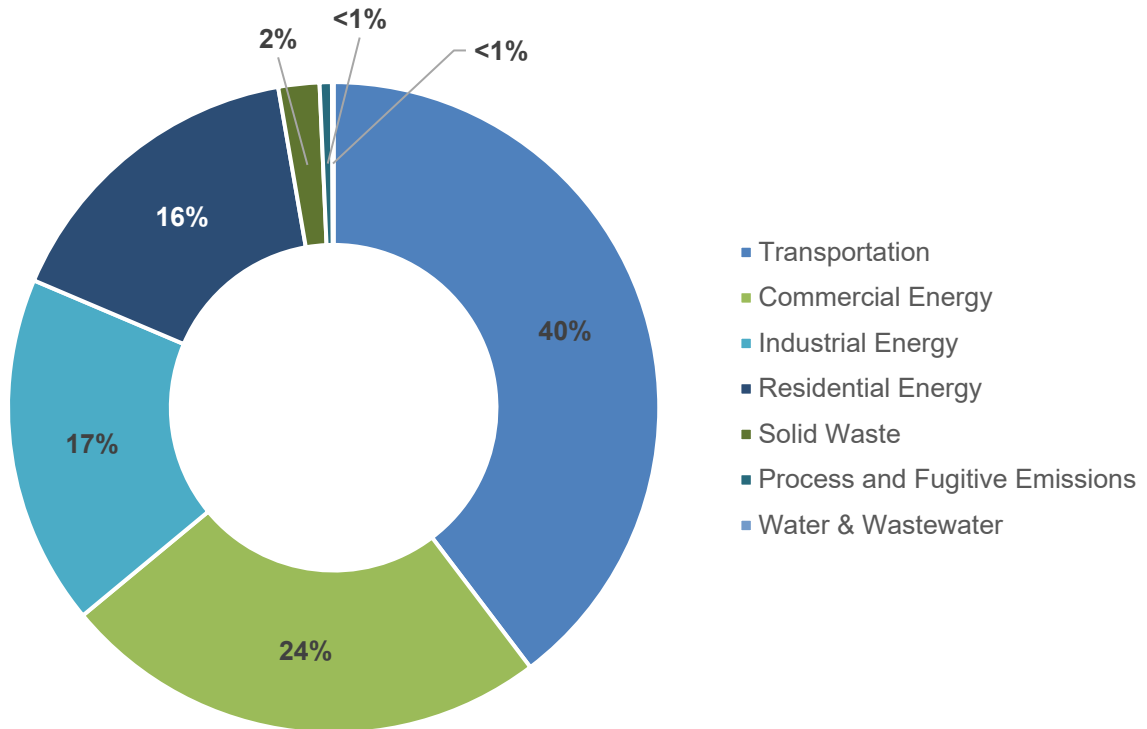


Figure 3. 2019 GHG Emissions by Sector



Transportation and stationary energy use (including Commercial, Industrial, and Residential) are the two primary GHG emissions sources in the El Paso MSA region. Combined, these sectors generate 97% of total emissions. As industrial electricity use from the provided utility data and associated emissions are aggregated under the Commercial Energy sector, it is currently difficult to determine exactly which sector produces more emissions. Table 4 shows GHG emissions by specific activity type.

Table 4. 2019 GHG Emissions Inventory by Sector and Subsector

Sector and Activity Type	2019 GHG Emissions (MTCO _{2e})*	% of Total Emissions
Transportation	3,386,545	40%
On-Road Gasoline	2,437,552	29%
On-Road Diesel	896,504	11%
Off-Road Gasoline	2,647	<1%
Off-Road Diesel	8,168	<1%
Off-Road Compressed Natural Gas (CNG) or LPG	686	<1%
Rail Diesel	40,988	<1%
Commercial Energy	2,075,201	24%
Electricity**	1,748,302	20%
Natural Gas	283,931	3%
Distillate Fuel Oil No.2	27,022	<1%
Propane	15,816	<1%
Wood	130	<1%
Industrial Energy	1,485,660	17%
Natural Gas	946,729	11%
LPG	536,313	6%
Distillate Fuel Oil No.2	1,713	<1%
Propane	869	<1%
Gasoline	36	<1%
Residential Energy	1,355,228	16%
Electricity	984,120	12%
Natural Gas	334,398	4%
Propane	36,004	<1%
Wood	706	<1%
Solid Waste	173,915	2%
Landfilled Waste	173,915	2%
Process and Fugitive Emissions	51,902	<1%
Iron and Steel Production	31,731	<1%
Natural Gas Distribution	20,171	<1%
Water and Wastewater	7,113	<1%
Water Treatment	7,113	<1%
TOTAL	8,535,564	100%
<i>*Totals may not sum due to rounding</i>		
<i>** Commercial and Industrial electricity use could not be disaggregated – the associated emissions are reflected in the Commercial Energy sector</i>		

Most of the region’s emissions (40%) are from on-road transportation fuel use. Electricity use accounts for 32% of total emissions, primarily due to the use of fossil fuels to generate electricity for the regional grid. Natural gas generates 18% of total emissions, and is primarily used for space and water heating, cooking, and other industrial processes. These sectors and activities generate most of the region’s emissions and represent an important opportunity to reduce GHGs through PCAP measure implementation.

Stakeholder Engagement

Takeaways

- **35+** implementation-ready projects were identified by project partners through the project intake form.
- **95+** community members attended the open house.
- **640+** responses were received through the bilingual community survey.
- **28** community members attended two listening sessions.

Intergovernmental and Interagency Coordination

Creating the PCAP required significant coordination and input from all regional stakeholders to integrate PCAP development with other planning efforts and to build an effective coalition for implementation.

Over the course of the planning process, a Leadership Steering Committee (LSC) was established to align outcome of the PCAP and subsequent CCAP with regional goals. The LSC is a senior-level advisory group with representatives from multiple public entities including:

- City of El Paso
- City of San Elizario
- City of Socorro
- El Paso County
- El Paso Metropolitan Planning Organization
- Horizon City
- Hudspeth County
- Rio Grande Council of Governments
- Town of Anthony
- Town of Clint
- Village of Vinton
- Ysleta del Sur Pueblo

The LSC met during PCAP development to establish the Interlocal Agreement for Assistance and Cooperation in the Leadership Steering Committee for the Regional Climate Initiative for project coordination and to discuss the project components and schedule, share information on implementation-ready projects and programs for inclusion in the PCAP, and discuss which priority measures should be pursued for a Phase 2 implementation grant. A project intake form (PIF) was circulated to LSC members and other stakeholders representing entities with a significant effect and interest in the management of regional emissions, including public, private, and not for profit groups. The PIF was distributed to collect ideas for and information on implementation-ready projects, including information on the project's topic, geography served, lead implementing agency, and implementation schedules and milestones. More than 35 responses were received describing implementation-ready projects.

The project team also conducted one-on-one meetings with the City of El Paso City Councilors to brief them on priority measures to be included in the PCAP. Similarly, the City of El Paso briefed other regional partners on the PCAP measures, including utility companies, regional transportation planning organizations and county seats. The core engagement strategy was to meet people where they are, and the City of El Paso met with key community institution such as Eco El Paso, Community First Coalition, Amanecer, the El Paso Chamber of Commerce, the El Paso Hispanic Chamber of Commerce and both the El Paso Community Foundation and the Paso Del Norte Health Foundation to brief them on the CPRG program.

Table 5 summarizes the meetings facilitated for intergovernmental and interagency coordination (IIC).

Table 5. Intergovernmental and Interagency Coordination Meetings

Date	Topics Discussed	Organizations Involved	Outcome(s) and Next Steps
12/5/23	IIC for CPRG. Leadership Steering Committee creation	MPO and Rio Grande Council of Governments	Shared LSC agreement draft
12/5/23	IIC for CPRG. Leadership Steering Committee creation	City of Vinton and Rio Grande Council of Governments	Shared LSC agreement draft
12/5/23	IIC for CPRG. Leadership Steering Committee creation	City of Socorro, Ysleta del Sur Pueblo, and Rio Grande Council of Governments	Shared LSC agreement draft
12/6/23	IIC for CPRG. Leadership Steering Committee creation	Hudspeth County and Rio Grande Council of Governments	Shared LSC agreement draft
12/7/23	IIC for CPRG. Leadership Steering Committee creation	Horizon City and Rio Grande Council of Governments	Shared LSC agreement draft
12/7/23	IIC for CPRG. Leadership Steering Committee creation	San Elizario and Rio Grande Council of Governments	Shared LSC agreement draft
12/19/23	IIC for CPRG. Leadership Steering Committee creation	Vinton City Council presentation	City council approved signing the LSC agreement
12/19/23	IIC for CPRG. Leadership Steering Committee creation	San Elizario City Council presentation	City council approved signing the LSC agreement
12/11/23-12/15/23	1-on-1 Meeting with City Council Representatives	City of El Paso	City Council awareness on CPRG
1/22/24	LSC Meeting to discuss implementation ready projects and review the project intake form	All LSC partners	LSC partners submit projects through the PIF
2/14/24	LSC Meeting to discuss priority measures and next steps of CPRG Phase 2 Implementation grants	All LSC partners	Top priority measures for Phase 2 Implementation grants identified
2/26/24	IIC for CPRG. PCAP and CPRG Phase 2 implementation grants update	City of El Paso	City Council update

Community Engagement

Outreach

The PCAP's community engagement approach was developed to provide opportunities for strong representation from LIDACs and individuals with lived experience of injustice. The City of El Paso took several steps to reduce LIDAC residents' barriers to participation:

- In-person meetings were hosted in LIDACs in public places such as community centers, parks, and libraries.
- Meetings were facilitated after work hours, served refreshments, and provided activities for children.
- All outreach material was bilingual and bilingual staff were present at meetings to reduce the language barrier.
- A project listserv was developed to include neighborhood groups and CBOs. The listserv promoted engagement efforts within their communities.

The PCAP team assembled a list of over 250 stakeholders made up of inter-governmental groups within the El Paso MSA, neighborhood associations, environmental education and outreach organizations, school districts, public health experts, faith-based organizations, utility companies, and the PCAP Leadership Steering Committee. These stakeholders helped the PCAP team raise awareness of upcoming public meetings, surveys, and other outreach activities.

Community Roundtables and Survey

The City of El Paso hosted two community roundtable discussions on April 3rd and 18th, 2023, just after being selected as one of the CPRG program awardees. The first discussion was in person while the second meeting was virtual. These preliminary meetings gathered input on climate and sustainability topics. Residents shared what they wanted to see in the PCAP. The accompanying survey gathered input on climate concerns and priorities.

Community Open House and Survey

The PCAP team collected feedback from the community during a community open house held on January 24, 2024. The open house took place at the Chamizal Community Center and Library, located in one of the region's LIDACs. The PCAP team provided a children's area with custom coloring sheets, refreshments, and bilingual staff. Approximately 95 community members attended this come-and-go style gathering. Through this open house, the public helped the PCAP team determine focus areas and expressed preferences about which community benefits to prioritize.

For residents unable to attend the open house, bilingual meeting materials and videos were uploaded to the City of El Paso's website along with links to surveys to collect feedback on the same topics discussed at the open house: project focus areas and preferred community benefits. The online survey was also distributed via the City of El Paso's social media channels and received, in less than three weeks, more than 640 responses with 595 responding to the English survey and 47 responding to the Spanish survey. Responses from the survey have been summarized in this [dashboard for the public](#).

In addition to sharing project ideas, community members indicated their preferences among different project categories, such as public transportation or waste management projects, through dot voting exercises. This community input is illustrated in Figure 4, showing that the top three project categories were:

- Waste, Water, and Materials Management,
- Removing Carbon from the Air by Planting Trees, and
- Renewable Energy

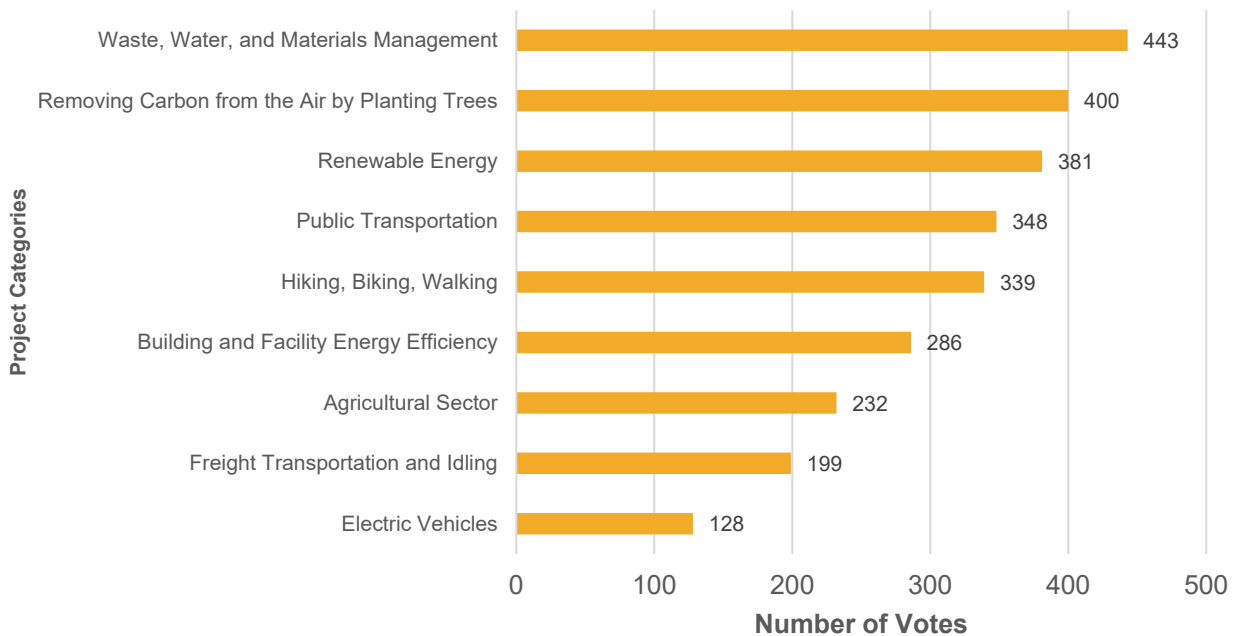


Figure 4. Community Ranking of Priority Measures

The open house and survey also allowed residents to prioritize community benefits. As shown in Figure 5, the community benefits receiving the most votes were:

- Being Better Prepared to Climate Change Impacts such as Extreme Heat, Drought, Floods, etc.,
- Improved Air Quality / A More Healthy Community, and
- Create High-Quality Jobs.

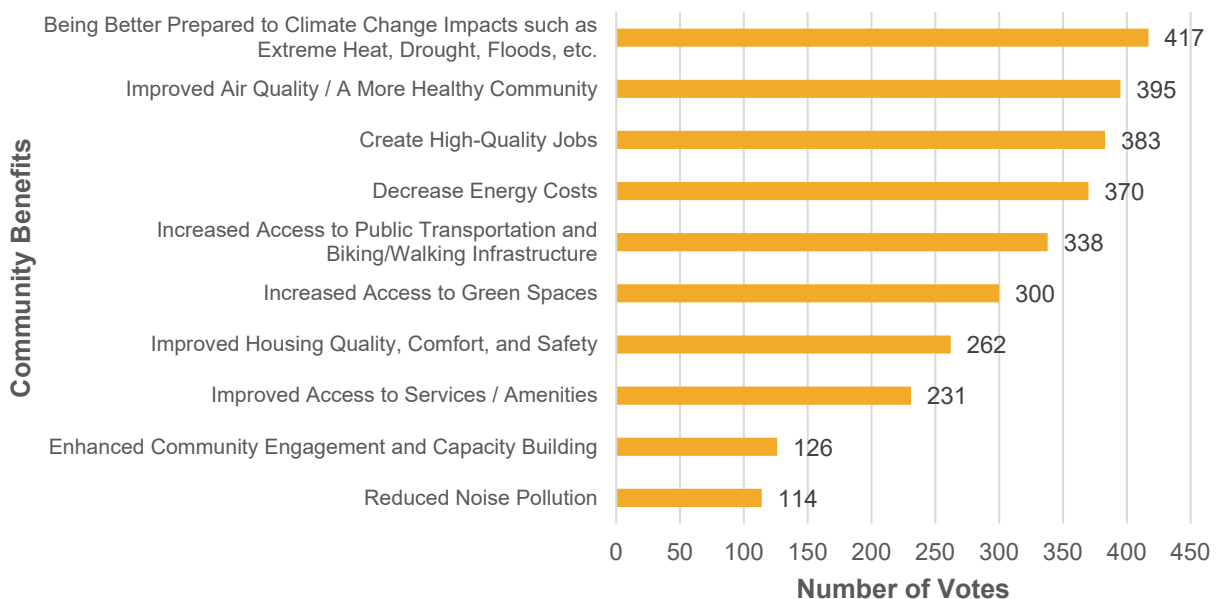


Figure 5. Community Ranking of Project Benefits

Listening Sessions

The PCAP team held two in-person listening sessions, including one with a hybrid option, to discuss the PCAP content. The City of El Paso also shared a status update on its website to inform residents who could not attend the listening sessions. 28 members from the community attended these sessions.

In these sessions, the community voiced concerns and suggestions across various environmental and sustainability issues. Key points included incentivizing recycling and promoting education on proper recycling practices, addressing air quality concerns stemming from polluting industries, and promoting affordable renewable energy options for the region. Suggestions ranged from implementing city policies to regulate idling vehicles near schools to preventing the sale of open spaces for concrete development. Other recommendations involved offering free public transportation as a recycling incentive, promoting community solar microgrids, and exploring alternative materials to reduce heat absorption. Participants raised concerns about the economic sustainability of climate projects for LIDACs, with suggestions for economic incentives to engage the private sector. Additionally, there was interest in collaboration with Ciudad Juárez on emission reduction efforts, the connection of environmental work with academic research, and identifying solutions for addressing air quality and health concerns.

See Appendix B: Community Input for public feedback received and the instruments used to collect it.

Paso Del Norte Climate Fellowship

Created by the City of El Paso, the fellowship will consist of 27 volunteers from across the region organized into 9 teams of 3 people. Scheduled to launch during the Comprehensive Climate Action Plan (CCAP), the fellowship will expand outreach to connect with more people and will empower local community members. Paso Del Norte Climate Fellows will co-lead the CCAP stakeholder and community engagement effort.

Recruitment for the fellowship is currently underway. Climate Fellows will be recruited from local high schools, undergraduate, and graduate programs and will work in their own communities. This approach to recruitment will help bridge information gaps as Fellows will be familiar with local challenges, know how to best address their audience, and lead with existing community trust. Community leadership of these conversations will empower the Fellows and the community.

Continued LIDAC Engagement

The next phases of the project will continue to engage residents, particularly LIDAC residents, in collecting valuable input on community priorities. This engagement will continue to take place in the form of public meetings and workshops, surveys, social media postings, one-on-one discussions and website updates. As an immediate follow-up to the PCAP, in April, community-based leaders and organizations will convene the region's public leaders and 200 members from historically disinvested communities to discuss climate action.

Paso Del Norte Climate Fellows will receive training on local challenges and will engage members of their communities. Their findings will be incorporated into the data collection and analysis for the CCAP and Status Report.

El Paso's promotoras de salud, or community health workers, will also be engaged to connect with vulnerable families. The promotoras will work with residents who have traditionally been more disconnected, including households that lack internet access and for whom Spanish is the main language. Along with the project team, Climate Fellows will help facilitate bilingual climate empowerment meetings in these areas.



PCAP Priority Measure Selection Approach

Takeaways

- **Over 200 unique** measure and project ideas were collected through the stakeholder engagement process.
- From this feedback, **10 PCAP priority measures** were developed, each with corresponding PCAP projects.

Approach

This PCAP organizes the community’s climate action ideas into ten broad **PCAP priority measures** and corresponding **PCAP projects** within each measure. A PCAP priority measure is a broad strategy that addresses an emissions source or sources within the El Paso MSA, aligns with local goals, and is important to the community. PCAP projects are specific, implementation-ready projects that support a PCAP measure. PCAP projects meet the following criteria:

- The project is implementation ready, meaning that the design work for the policy, program, or project is complete enough that a full scope of work and budget can be included in a CPRG implementation grant application.
- The project can be completed in the near term, meaning that all funds will be expended, and the project completed, within the five-year performance period for the CPRG implementation grants.
- The project advances regional goals.

PCAP measure and project ideas were generated through three different instruments:

1. Public surveys
2. Public meetings
3. Project intake forms

Over 200 unique measure and project ideas were collected from community members, project implementers, and other stakeholders (see Appendix B: Community Input). These ideas were sorted by emissions sector and measure type, and each was then further organized into one of ten measure categories:

1. Increase Native Trees and Natural Spaces
2. Expand and Improve Active Transportation Infrastructure
3. Utilize Sustainable Land Use Planning
4. Expand and Improve Transit Service
5. Increase Energy Efficiency and Decarbonize Buildings
6. Install Renewable Energy Systems
7. Evaluate Sustainable Waste Management Practices
8. Support the Electric Vehicles Transition
9. Optimize Freight Transportation
10. Promote Sustainable Food Production and Distribution

These ten measure categories became the **PCAP priority measures** highlighted in this plan, and the unique project ideas collected from residents, project implementers, and other stakeholders are presented in their corresponding priority measure sections. Community project ideas collected at the open house and through the bilingual surveys are included as summarized lists indicating the types of projects the community supports under each measure category, while the implementation-ready projects

collected through the project intake form are shown in tables and include additional implementation details (e.g., lead implementing agency, geographic location, implementation schedule and milestones). Each priority measure was evaluated to understand:

- its ability to reduce GHG emissions and provide benefits to LIDACs,
- potential implementation tracking metrics, and
- the authority of local entities to implement projects within each measure.

In addition to GHG reductions and LIDAC benefits, the priority measures also provide additional community benefits that were prioritized by the community during PCAP engagement (see Table 6).

Table 6. PCAP Measures and Community Benefits

Measure	Community Benefits Provided*
Increase Native Trees and Natural Spaces	<ul style="list-style-type: none"> – Prepare for climate change impacts – Decrease energy costs – Increase access to natural space
Expand and Improve Active Transportation Infrastructure	<ul style="list-style-type: none"> – Improve air quality and community health – Increase access to public transportation and walking/biking infrastructure – Improve access to services/amenities – Reduce noise pollution
Utilize Sustainable Land Use Planning	<ul style="list-style-type: none"> – Improve air quality and community health – Decrease energy costs – Increase access to public transportation and walking/biking infrastructure – Improve housing quality, comfort, and safety – Improve access to services/amenities
Expand and Improve Transit Service	<ul style="list-style-type: none"> – Improve air quality and community health – Create high-quality jobs – Increase access to public transportation and walking/biking infrastructure – Improve access to services/amenities
Increase Energy Efficiency and Decarbonize Buildings	<ul style="list-style-type: none"> – Improve air quality and community health – Decrease energy costs – Improve housing quality, comfort, and safety
Install Renewable Energy Systems	<ul style="list-style-type: none"> – Create high-quality jobs – Decrease energy costs
Evaluate Sustainable Waste Management Practices	<ul style="list-style-type: none"> – Create high-quality jobs – Improve access to services/amenities
Support the Electric Vehicles Transition	<ul style="list-style-type: none"> – Improve air quality and community health – Reduce noise pollution
Optimize Freight Transportation	<ul style="list-style-type: none"> – Improve air quality and community health – Reduce noise pollution
Promote Sustainable Food Production and Distribution	<ul style="list-style-type: none"> – Create high-quality jobs – Improve access to services/amenities
<p><i>*Though these measures provide additional community benefits beyond those listed here, these specific benefits were identified as priorities by the community.</i></p>	

Greenhouse Gas Reductions

Each PCAP priority measure encompasses many different PCAP project types. For example, the *Expand and Improve Active Transportation* measure includes projects on trail and greenway expansions, complete streets conversions, micromobility programs, and bike corridor construction. As most of these projects will be implemented by different entities and will have varying implementation assumptions, exact GHG reductions for each project could not be calculated as part of the PCAP. Instead, broad implementation assumptions were made for each measure based on research describing existing regional goals and/or studies of similar measures to define the relative contribution that each measure could make toward reducing the region’s GHG emissions. These assumptions were used to quantify each measure’s potential GHG emissions reductions from 2025-2030 and 2025-2050 (see Table 7). The example PCAP projects identified and presented with each priority measure will contribute toward the GHG reductions estimated within their corresponding measure. See Appendix A: GHG Reduction Calculation Technical Appendix for more information.

Table 7. Cumulative GHG Reductions by Measure

PCAP Priority Measure	Cumulative GHG Reductions (MTCO _{2e}) 2025-2030	Cumulative GHG Reductions (MTCO _{2e}) 2025-2050	Assumptions and Sources
Increase Native Trees and Natural Spaces	50,951	196,525	– 50% canopy growth by 2030 and 93% canopy growth by 2050 (El Paso Street Tree 2030 goal and LEARN data) ^{5,6}
Expand and Improve Active Transportation Infrastructure	64,414	194,101	– Up to 8% community VMT can be reduced through active transportation projects by 2050 (CAPCOA Handbook) ⁷
Utilize Sustainable Land Use Planning	Included elsewhere	Included elsewhere	– Reductions from this measure are embedded within the Transit, Active Transport, and Buildings measures
Expand and Improve Transit Service	120,774	363,938	– Up to 15% community VMT can be reduced through transit projects by 2050 (California Air Pollution Control Officers Association [CAPCOA] Handbook) ⁸

⁵ City of El Paso, “El Paso Downtown Tree Master Plan,” ELEV8EP, March 8, 2023, <https://www.elev8ep.com/street-tree-plan-1>.

⁶ ICLEI, “Land Emissions And Removals Navigator (LEARN),” February 2021, <https://iclei.usa.org/LEARN/>.

⁷ Sacramento Metropolitan Air Quality Management District, “Handbook for Analyzing Greenhouse Gas Emission Reductions, Assessing Climate Vulnerabilities, and Advancing Health and Equity,” August 2021, https://www.airquality.org/ClimateChange/Documents/Handbook%20Public%20Draft_2021-Aug.pdf.

⁸ Sacramento Metropolitan Air Quality Management District, “Handbook for Analyzing Greenhouse Gas Emission Reductions, Assessing Climate Vulnerabilities, and Advancing Health and Equity,” August 2021, https://www.airquality.org/ClimateChange/Documents/Handbook%20Public%20Draft_2021-Aug.pdf.

PCAP Priority Measure	Cumulative GHG Reductions (MTCO ₂ e) 2025-2030	Cumulative GHG Reductions (MTCO ₂ e) 2025-2050	Assumptions and Sources
Increase Energy Efficiency and Decarbonize Buildings	42,677	281,614	– 3% of existing buildings retrofitted per year, 10% energy reduction per building retrofit, 37% energy reduction in new buildings compared to baseline levels (JLL, American Council for Energy-Efficient Economy [ACEEE], Pacific Northwest National Laboratory [PNNL], and EIA) ^{9, 10, 11, 12}
Install Renewable Energy Systems	142,421	287,166	– 15% of total rooftop solar capacity installed by 2030 and 65% by 2050 (Google EIE rooftop solar capacity data) ¹³
Evaluate Sustainable Waste Management Practices	35,061	151,932	– 90% diversion from landfills by 2050 (regional diversion goals) ¹⁴
Support the Electric Vehicles Transition	522,718	753,553	– 70% of gasoline VMT and 76% of diesel VMT is electric by 2050 (BloombergNEF, IEA) ^{15, 16}
Optimize Freight Transportation	14,524	43,768	– Up to 8% of freight emissions can be reduced due to trip optimization by 2050 (UC Davis study) ¹⁷
Promote Sustainable Food Production and Distribution	Included elsewhere	Included elsewhere	– Reductions from this measure are embedded within the Waste, Freight, and Buildings measures

⁹ JLL, “Retrofitting Buildings to Be Future-Fit: The Journey to Decarbonization,” November 2022,

<https://www.us.jll.com/content/dam/jll-com/documents/pdf/research/jll-retrofitting-buildings-to-be-future-fit.pdf>.

¹⁰ Steven Nadel, “For Existing Homes, Energy Efficiency Often Has a Better Return on Investment Than Solar,” ACEEE, May 21, 2019, <https://www.aceee.org/blog/2019/05/existing-homes-energy-efficiency>.

¹¹ J Zhang et al., “Energy and Energy Cost Savings Analysis of the 2018 IECC for Commercial Buildings” (Pacific Northwest National Laboratory, December 2018), https://www.pnnl.gov/main/publications/external/technical_reports/PNNL-28125.pdf.

¹² U.S. Energy Information Administration, “Table E2. Major Fuel Consumption Intensities (Btu) by End Use, 2012,” 2012, <https://www.eia.gov/consumption/commercial/data/2012/c&e/pdf/e2.pdf>.

¹³ Google, “Google Environmental Insights Explorer - Make Informed Decisions,” accessed February 19, 2024, <https://insights.sustainability.google/>.

¹⁴ Maria Rachal, Cole Rosengren, and Julia Himmel, “Mapping Zero Waste Cities: Where Local Governments Are Pursuing Waste Prevention and Diversion,” WasteDive, December 22, 2022, <https://www.wastedive.com/news/zero-waste-cities-us-goal-tracker/635401/?epa-regions=region-6>.

¹⁵ BloombergNEF, “Electric Vehicle Outlook 2023,” 2023, https://assets.bbhub.io/professional/sites/24/2431510_BNEFElectricVehicleOutlook2023_ExecSummary.pdf.

¹⁶ IEA, “Trends and Developments in Electric Vehicle Markets – Global EV Outlook 2021 – Analysis,” IEA, 2021, <https://www.iea.org/reports/global-ev-outlook-2021/trends-and-developments-in-electric-vehicle-markets>.

¹⁷ Filipe Vital and Petros Ioannou, “Optimizing Fuel Consumption and Pollutant Emissions in Truck Routing with Parking Availability Prediction and Working Hours Constraints,” March 1, 2022, <https://doi.org/10.7922/G2S75DPP>.

Low-Income and Disadvantaged Community Analysis

Takeaways

- According to the Climate and Economic Justice Screening tool (CEJST), nearly **65% of El Paso County** and **100% of Hudspeth County** are considered **Justice40 disadvantaged communities**.
- As an urban desert environment, El Paso is affected by flash flooding, drought, air pollution, extreme heat, and extreme cold. Disadvantaged communities in the region are especially vulnerable and have historically been disproportionately affected by extreme weather events.

Overview

Low-income and disadvantaged communities (LIDACs) are, and will continue to be, disproportionately impacted by climate change. The El Paso MSA is a binational border region with a large proportion of low-income, socially vulnerable, and non-English-speaking residents. According to the 2022 American Community Survey 5-year Estimates, 44% of El Paso County residents and 90% of Hudspeth County residents are not U.S. citizens. Vulnerable residents are not only more likely to face greater impacts from climate change, but also have fewer resources to help them respond and recover from these impacts. In addition, it will also be important to consider the impact of climate change on the Ysleta del Sur Pueblo Tribal Nation and their climate-related challenges and priorities.

According to the Climate and Economic Justice Screening tool (CEJST), nearly 65% of El Paso County and 100% of Hudspeth County are considered Justice40 disadvantaged communities.¹⁸ El Paso County and Hudspeth County have social vulnerability scores of 0.98 and 0.99, respectively, on the CDC Social Vulnerability Index, where 1 is the highest vulnerability.¹⁹ These high social vulnerability scores indicate that residents in the El Paso MSA region are likely to face greater challenges in accessing resources, preparing for climate impacts, and recovering from disasters than the rest of the U.S. Many residents spend a large portion of their income on housing, transportation, and electricity alone, leaving little leftover for food, emergencies, or leisure. The percentage of income spent on these three necessities is even higher for those living below the federal poverty line.

The implementation of measures included in this PCAP are anticipated to provide significant benefits to LIDACs. This section identifies climate impacts and risks to LIDACs, identifies each LIDAC within the jurisdiction covered by this PCAP, how LIDACs were meaningfully engaged in the development of this PCAP, and how LIDACs will continue to be engaged in the future.

Climate Impacts and Risks

The measures outlined in this PCAP aim to reduce climate pollution and mitigate GHG emission sources. The increase of GHG emissions in our atmosphere causes changes to the climate that increase the severity, frequency, and intensity of climate impacts. By reducing emissions, the PCAP measures can help to reduce the severity, frequency, and intensity of the climate impacts facing the region's vulnerable disadvantaged communities. As an urban desert environment, El Paso is affected by flash flooding,

¹⁸ Council on Environmental Quality (CEQ), "Climate and Economic Justice Screening Tool 1.0," 2022, <https://screeningtool.geoplatform.gov/en/#3/33.471-97.5>.

¹⁹ Agency for Toxic Substances and Disease Registry (ATSDR), "CDC/ATSDR Social Vulnerability Index (SVI)," February 7, 2024, <https://www.atsdr.cdc.gov/placeandhealth/svi/index.html>.

persistent drought, air pollution, extreme heat, and extreme cold.²⁰ Disadvantaged communities in the region are especially vulnerable and have historically been disproportionately affected by extreme weather events.²¹

Flash Flooding

In 2006, a major storm caused city-wide flooding, resulting in over \$700 million in property damages.²² One of the most affected neighborhoods was Lincoln Park, which has a median household income about 40% lower than the rest of El Paso County. Due to storm damage, the city spent \$3 million to raze 59 lots in Saipan Park and \$2 million on relocation costs. Although the city redesigned its stormwater infrastructure after the 2006 storm, the stormwater system continues to be stressed beyond capacity regularly, and the risk of flash flooding is growing. In 2021, El Paso adopted a comprehensive update to the original county Stormwater Master Plan that identifies 69 future projects to address flooding, totaling approximately \$259 million.²³

Drought

Drought and water availability is a major concern for the region. Residential and commercial water demand is growing with regional development. At the same time, water supply availability is at risk due to desertification and ongoing disputes related to the management of the Rio Grande. Water availability is especially critical for the livelihood of the local agricultural community who rely on water to irrigate land.²⁴ El Paso Water is working to diversify regional water sources to improve resiliency.²⁵

Air Pollution

In 2020, El Paso had a total of 126 days with elevated air pollution, the second highest in Texas. High ozone levels are of particular concern in the region and can negatively affect residents' health and quality of life. Both regional air pollution sources and local transportation and industry contribute to the high ozone levels. Air pollution from the U.S.-Mexico border and oil and gas production in the Permian Basin can travel to the region and impact residents. Therefore, addressing air pollution in El Paso requires cross-jurisdictional collaboration.²⁶

Extreme Heat

Extreme heat risks are becoming more severe in the region. Triple digit temperatures are occurring more frequently and earlier in the year. In 2023, El Paso set a record of 64 overall and 44 consecutive days of triple digit temperatures. Extreme heat causes heat-related health emergencies and increases electricity demand. Seniors, homeless people, children, and other vulnerable populations are more sensitive to extreme heat. Extreme heat may also be dangerous for low-income residents without access to air conditioning. Between 2014 and 2019, 19 residents died in El Paso due to heat exposure. To address this risk, El Paso's Extreme Weather Task Force distributes fans to vulnerable residents.²⁷

²⁰ City of El Paso, "City of El Paso Resilience Strategy," 2018, <https://www.elpasotexas.gov/assets/Documents/CoEP/Community-Development/Community-Development-Block-Grant/City-of-El-Paso-Resilience-Strategy.pdf>.

²¹ Veronica Escobar, "Climate Crisis Advisory Committee Framework," 2023, https://escobar.house.gov/uploadedfiles/ccac_framework.pdf.

²² City of El Paso, "City of El Paso Resilience Strategy."

²³ Escobar, "Climate Crisis Advisory Committee Framework."

²⁴ Ibid.

²⁵ City of El Paso, "City of El Paso Resilience Strategy."

²⁶ Escobar, "Climate Crisis Advisory Committee Framework."

²⁷ Ibid.

Extreme Cold

In 2011, El Paso experienced a severe freeze that caused infrastructure to fail. Residents were left without power or water for several days. While less common than extreme heat, El Paso faces risks associated with extreme cold and sudden freezing conditions that occur in desert environments.

Residents facing chronic stressors, such as poverty and lack of healthcare, are less able to respond and adapt to these climate risks. Thus, it is crucial to address both social vulnerability and climate vulnerability to improve resilience.²⁸

Methodology for Identifying LIDACs

The Climate and Economic Justice Screening Tool (CEJST) was used to identify disadvantaged areas in the region. CEJST identifies census tracts that are disadvantaged using **burden** indicators in eight categories: climate change, energy, health, housing, legacy pollution, transportation, water and wastewater, and workforce development. Additionally, the CEJST identification approach uses two indicators of **socioeconomic burden**: income and education.

A community is considered disadvantaged if it is at or above the threshold for one or more burdens and at or above the threshold for an associated socioeconomic burden. Communities within the boundaries of Federally Recognized Tribes are also considered disadvantaged.²⁹

Identification of LIDACs

CEJST was used to identify low-income and disadvantaged communities in El Paso and Hudspeth counties. Table 8 describes the eight CEJST indicators of burden, along with the affected population and the number of census tracts in the project area that are disadvantaged according to that indicator. LIDAC census tracts are mapped in Figure 6. Of the 162 census tracts within the El Paso MSA, 112 individual tracts (69%) are identified as LIDACs. These tracts meet or exceed the qualifications for one or more of the CEJST burden thresholds and meet the associated socioeconomic thresholds. Overall, more than 542,000 residents of the El Paso region reside in LIDACs, or 65% of the total population.

²⁸ City of El Paso, "City of El Paso Resilience Strategy."

²⁹ Council on Environmental Quality, "Climate and Economic Justice Screening Tool 1.0."

Table 8. CEJST Indicators and Affected Census Tracts in El Paso and Hudspeth Counties

CEJST Indicators	Description	Population Affected	Number of Census Tracts
Climate Change	Census tracts are disadvantaged if they are: <ul style="list-style-type: none"> - at or above the 90th percentile for expected agriculture loss rate OR expected building loss rate OR expected population loss rate OR projected flood risk OR projected wildfire risk; - AND are at or above the 65th percentile for low income. 	156,420	36
Energy	Census tracts are disadvantaged if they are: <ul style="list-style-type: none"> - at or above the 90th percentile for energy cost OR particulate matter (PM)2.5 in the air; - AND are at or above the 65th percentile for low income. 	11,477	5
Health	Census tracts are disadvantaged if they are: <ul style="list-style-type: none"> - at or above the 90th percentile for asthma OR diabetes OR heart disease OR low life expectancy; - AND are at or above the 65th percentile for low income. 	286,842	72
Housing	Census tracts are disadvantaged if they: <ul style="list-style-type: none"> - Experienced historic underinvestment OR are at or above the 90th percentile for housing cost OR lack of green space OR lack of indoor plumbing OR lead paint; - AND are at or above the 65th percentile for low income. 	68,211	21
Legacy Pollution	Census tracts are disadvantaged if they: <ul style="list-style-type: none"> - Have at least one abandoned mine land OR Formerly Used Defense Sites OR are at or above the 90th percentile for proximity to hazardous waste facilities OR proximity to Superfund sites (National Priorities List [NPL]) OR proximity to Risk Management Plan (RMP) facilities; - AND are at or above the 65th percentile for low income. 	88,469	22
Transportation	Census tracts are disadvantaged if they are: <ul style="list-style-type: none"> - at or above the 90th percentile for diesel particulate matter exposure OR transportation barriers OR traffic proximity and volume; - AND are at or above the 65th percentile for low income. 	83,020	24
Water and Wastewater	Census tracts are disadvantaged if they are: <ul style="list-style-type: none"> - at or above the 90th percentile for underground storage tanks and releases OR wastewater discharge; - AND are at or above the 65th percentile for low income. 	154,351	40
Workforce Development	Census tracts are disadvantaged if they are: <ul style="list-style-type: none"> - at or above the 90th percentile for linguistic isolation OR low median income OR poverty OR unemployment; - AND more than 10% of people ages 25 years or older whose high school education is less than a high school diploma. 	509,390	107

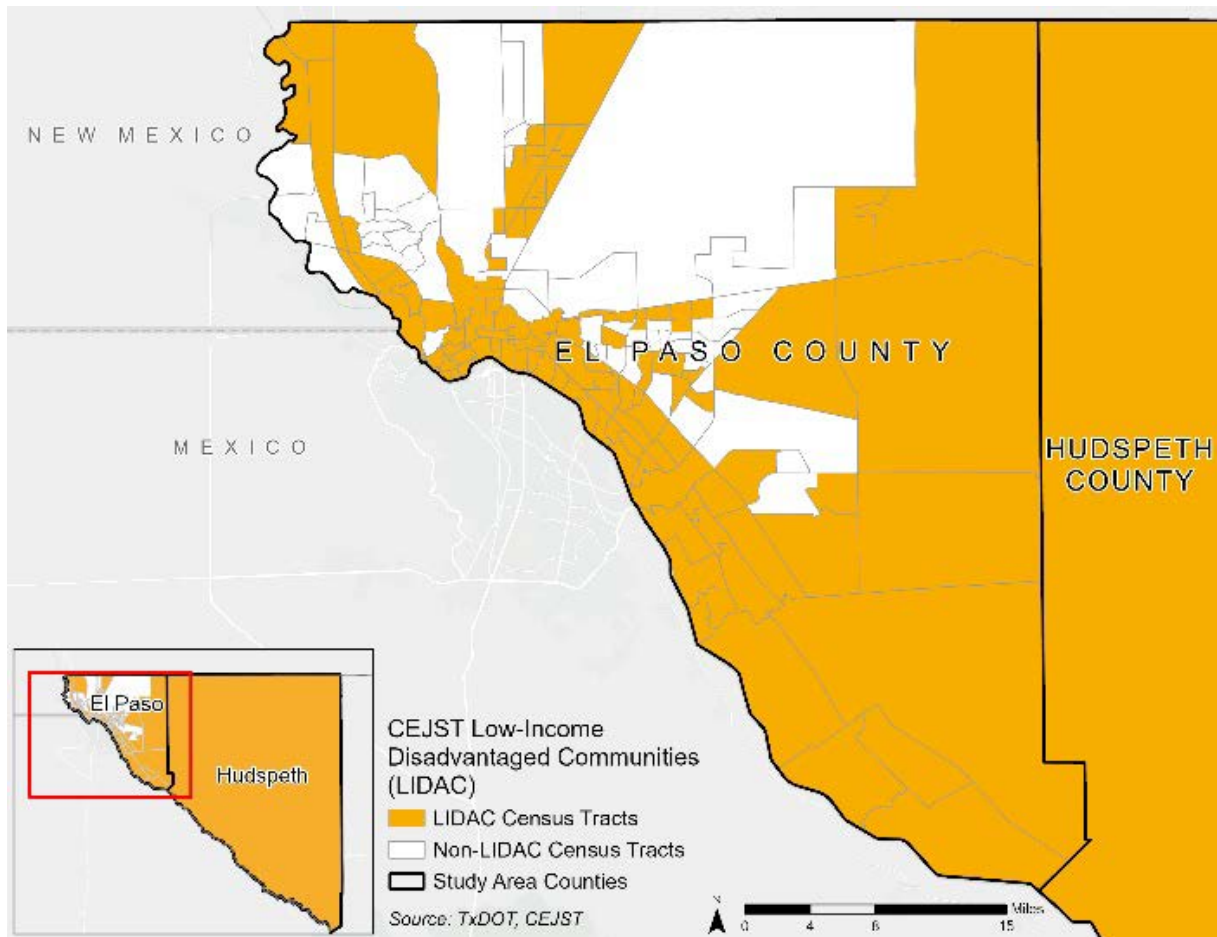


Figure 6. CEJST Census Tracts in El Paso MSA

All of Hudspeth County is designated as a singular census tract and is identified as a LIDAC. According to the 2020 Census, 77% of the population are Hispanic or Latino, 17% of the population are White, and 2% are Black or African American.³⁰ Hudspeth County faces a high rate of linguistic isolation and a large population without a high school diploma, as well as high rates of diabetes, heart disease, and lack of adequate indoor plumbing. Many low-income households in the county face a high energy cost burden.³¹

In El Paso County, 111 out of 161 total census tracts are identified as LIDAC. According to the 2020 Census, 83% of the population are Hispanic or Latino, 36% are White, and 3% are Black or African American.³² In addition to drought, flooding, and extreme weather, El Paso County communities also face air pollution due to traffic and to facilities that use extremely hazardous substances, or Risk Management Plan (RMP) facilities. The county also faces toxic concentrations of wastewater discharge in streams and high rates of diabetes and heart disease. Communities face barriers to transit access, historic underinvestment, and a lack of access to natural spaces. Like Hudspeth County, communities in El Paso County face linguistic isolation and low high school diploma attainment.³³

³⁰ U.S. Census Bureau, "Hudspeth County, Texas Census Bureau Profile," 2024, https://data.census.gov/profile/Hudspeth_County,_Texas?g=050XX00US48229.

³¹ Council on Environmental Quality, "Climate and Economic Justice Screening Tool 1.0."

³² U.S. Census Bureau, "El Paso County, Texas - Census Bureau Profile," 2024, https://data.census.gov/profile/El_Paso_County,_Texas?g=050XX00US48141.

³³ Council on Environmental Quality, "Climate and Economic Justice Screening Tool 1.0."

Of the 112 census tracts identified as LIDACs within the El Paso MSA, 111 are in El Paso County and one represents Hudspeth County. Table 9 lists these LIDAC census tracts per EPA CPRG program requirements, and benefits and disbenefits to these LIDACs are discussed for each priority measure described later in this PCAP.

Table 9. El Paso MSA Low Income and Disadvantaged Communities Census Tract IDs

El Paso MSA – LIDAC 2010 Census Tract IDs						
48229950300	48141000101	48141000107	48141000108	48141000109	48141000110	48141000112
48141000204	48141000205	48141000206	48141000207	48141000208	48141000301	48141000302
48141000403	48141000404	48141000600	48141000800	48141000900	48141001001	48141001002
48141001104	48141001114	48141001115	48141001201	48141001202	48141001203	48141001400
48141001501	48141001600	48141001700	48141001800	48141001900	48141002000	48141002100
48141002201	48141002202	48141002300	48141002400	48141002500	48141002600	48141002800
48141002900	48141003000	48141003100	48141003200	48141003300	48141003402	48141003403
48141003501	48141003502	48141003601	48141003602	48141003701	48141003702	48141003801
48141003803	48141003804	48141003901	48141003902	48141003903	48141004002	48141004003
48141004004	48141004103	48141004104	48141004105	48141004106	48141004107	48141004201
48141004202	48141004303	48141004307	48141004310	48141004313	48141004314	48141004316
48141004320	48141010203	48141010207	48141010216	48141010220	48141010221	48141010222
48141010303	48141010311	48141010319	48141010322	48141010323	48141010325	48141010333
48141010334	48141010335	48141010337	48141010340	48141010341	48141010344	48141010345
48141010346	48141010347	48141010401	48141010404	48141010405	48141010406	48141010407
48141010408	48141010409	48141010501	48141010502	48141010504	48141010505	48141010506



Priority Measures

Takeaways

- Based on a community driven process, **10 priority measures** were identified that address GHG emission sources.
- All priority measures and corresponding project ideas listed in this section respond directly to stakeholder input from community and LSC partners; these ideas have not yet been fully evaluated for feasibility.
- These measures will undergo thorough evaluation as part of the CCAP development process.

Approach

This PCAP organizes the community’s climate action ideas into ten broad **PCAP priority measures** and corresponding **PCAP projects** within each measure. A PCAP priority measure is a broad strategy that addresses an emissions source or sources within the El Paso MSA, aligns with local goals, and is important to the community. PCAP projects are specific, implementation-ready projects that support a PCAP measure.

The measures in this section have been identified as priority measures for the purposes of pursuing funding through CPRG Phase 2 implementation grants. However, **these measures do not represent an exhaustive list of the El Paso region’s climate priorities, which will be further discussed and evaluated in subsequent phases of the CPRG project.**

All priority measures and the corresponding project ideas listed in this section respond directly to stakeholder input received from the community and LSC partners. These ideas have not yet been fully evaluated for feasibility and will undergo thorough evaluation as part of the CCAP development process.

Each priority measure described in the following section presents similar information, including:

- Initial project ideas identified by the community that support the overarching measure,
- Identification of the GHG reduction strategy to which the measure contributes,
- A review of existing statutory and regulatory authority for implementation,
- Assessment of impacts on low-income and disadvantaged communities, and
- Suggested implementation tracking metrics (i.e., quantifiable values used to track, compare, and assess performance or processes).

Specific example projects identified by municipal government and agency staff are listed for certain priority measures. These example projects include additional information on:

- Lead implementing agency or agencies
- Geographic scope, and
- Implementation schedule and milestones.

Table 10 summarizes the El Paso region’s ten PCAP priority measures and community-generated initial project ideas.

Table 10. PCAP Priority Measures and Project Ideas

Priority Measure	Initial Project Ideas
Increase Native Trees and Natural Spaces	<ul style="list-style-type: none"> - Promote planting native trees and vegetation - Develop community gardens - Develop greenways and parks - Improve irrigation systems
Expand and Improve Active Transportation Infrastructure	<ul style="list-style-type: none"> - Expand sidewalks, bike lanes, trails, and greenways - Provide bicycle and pedestrian facilities - Develop dedicated bike lanes or off-street bike lanes - Create safer streets for bicyclists - Focus on pedestrian-oriented building and community design - Use Complete Streets design principles - Promote bike share programs - Promote active transportation
Utilize Sustainable Land Use Planning	<ul style="list-style-type: none"> - Create walkable, high density, mixed-use developments - Reduce road widening - Close streets to vehicle traffic - Remove parking minimums - Pursue trip reduction programs
Expand and Improve Transit Service	<ul style="list-style-type: none"> - Increase bus rapid transit, dedicated bus lanes, and transit priority projects - Provide free public transit - Expand transit service areas and frequency - Develop transit centers or plazas - Build park-and-ride systems - Promote transit commuting - Transition from larger buses to smaller buses
Increase Energy Efficiency and Decarbonize Buildings	<ul style="list-style-type: none"> - Increase building energy efficiency and improve building envelopes - Promote sustainable new construction - Promote light colored pavements or roofs - Upgrade water and sewer infrastructure - Enhance wastewater treatment processes - Promote efficient water use and water conservation
Install Renewable Energy Systems	<ul style="list-style-type: none"> - Install solar as shade structures (e.g., over parking lots, canals, etc.) - Install solar on public buildings or public land - Incentivize private solar installations, especially for LIDACs - Promote solar batteries - Encourage new developments to be solar-ready or to install solar - Capture and upgrade biogas to use as an energy source
Evaluate Sustainable Waste Management Practices	<ul style="list-style-type: none"> - Implement community-wide composting - Improve recycling systems to accept more waste types - Improve frequency and quality of recycling services - Enhance community waste clean-ups - Discourage food waste and other commercial waste

Priority Measure	Initial Project Ideas
Support the Electric Vehicles Transition	<ul style="list-style-type: none"> - Transition municipal fleets to EVs, hybrids, or alternative fuel vehicles - Install more public fast charging stations - Provide electric or zero-emission transit vehicles - Incentivize purchasing electric vehicles - Incentive at-home charging stations
Optimize Freight Transportation	<ul style="list-style-type: none"> - Optimize truck routes or road infrastructure to reduce truck travel and idling - Invest in freight rail to reduce truck traffic
Promote Sustainable Food Production and Distribution	<ul style="list-style-type: none"> - Support sustainable agricultural practices - Utilize hydroponics and aquaponics agriculture - Expand local food production and distribution systems - Construct local food hubs



PRIORITY MEASURE

Increase Native Trees and Natural Spaces

Trees and other plants can capture, or sequester, CO₂ through the natural process of photosynthesis. Increasing the number of trees and natural spaces, such as community gardens and parks, can sequester CO₂ and reduce the urban heat island effect, lower energy costs, improve air quality, enhance ecosystems, increase resiliency to flooding and heat waves, and improve the mental health and wellbeing of residents. Wetland restoration and conservation along the Rio Grande can also act as carbon sequestration and mitigation sites.

Project Ideas

Community members identified the following initial project ideas that support this measure:

- Promote planting native trees and vegetation while reducing invasive plants
- Develop community gardens
- Develop greenways and parks
- Improve irrigation systems

Project lead implementers identified the implementation-ready project examples presented in Table 11, which support this measure.

Table 11. Example Projects for Priority Measure: Increase Native Trees and Natural Spaces

Project Names	Project Details	
Implement Utility-wide Carbon Sequestration Project	Description	Implement a utility-wide carbon sequestration project spanning all land of El Paso Water's land holdings. This initiative aims to expand native plant-life, including trees, shrubs, and indigenous flora, to effectively capture and store carbon. By implementing this holistic approach, El Paso Water seeks to significantly reduce its overall carbon footprint, fostering environmental sustainability and biodiversity across its properties.
	LSC Project Lead	City of El Paso
	Lead Implementer Location	El Paso Water El Paso Water Service Area
	Implementation Schedule and Milestones	<ul style="list-style-type: none"> - Year 1: Feasibility, land assessment and planning - Year 2-4: Implementation of native plant-life expansion, outreach, and evaluation of carbon capture. Engage with community members and stakeholders to solicit feedback and project support. - Year 5: Complete implementation, final evaluation, and assessment
Expand From Branches to Roots Community Initiative in El Paso County	Description	Expand the "From Branches to Roots" initiative - a community-driven interdisciplinary initiative aiming to revitalize El Paso through regreening and urban heat island mitigation. This project seeks to engage citizens in participatory research and tree stewardship, fostering a sustainable environment and collective climate action.
	LSC Project Lead	City of El Paso
	Lead Implementer	Eco El Paso

Project Names		Project Details
	Location	El Paso County
	Implementation Schedule and Milestones	<ul style="list-style-type: none"> - Year 1: Planning and design - Year 2: Implementation - Year 3: Evaluation and close out
Implement the City of El Paso Downtown Street Tree Master Plan	Description	<ul style="list-style-type: none"> - Implement the 2023 City of El Paso Downtown Street Tree Master Plan, which identifies locations and appropriate tree species options for new street trees to be planted in public rights-of-way and on private property in the downtown. The goal of the plan is to create comfortable, shaded pedestrian environments, implement green infrastructure strategies, and provide strategies necessary to increase the number of trees by a minimum of 50% by 2030.
	LSC Project Lead	City of El Paso
	Lead Implementer	City of El Paso
	Location	City of El Paso
	Implementation Schedule and Milestones	<ul style="list-style-type: none"> - Year 1: Planning and Design - Year 2: Construction - Year 3: Construction closeout
Construct a Park with Stormwater Pond in Horizon City	Description	Transition an existing stormwater pond into a neighborhood park while maintaining its main purpose as a ponding area. This will provide a growing community with access to green space and will help to relieve stormwater runoff from entering other areas of the region.
	LSC Project Lead	Town of Horizon City
	Lead Implementer	El Paso Water
	Location	Town of Horizon City
	Implementation Schedule and Milestones	<ul style="list-style-type: none"> - Year 1: Planning and design - Year 2: Construction - Year 3: Construction closeout
Construct a Regional Park in El Paso County	Description	Construct a regional park that will serve Horizon City and the surrounding communities. The park will provide space for tournament style sporting events along with other open space amenities.
	LSC Project Lead	Town of Horizon City
	Lead Implementer	Town of Horizon City
	Location	El Paso County
	Implementation Schedule and Milestones	<ul style="list-style-type: none"> - Year 1: Planning and design - Year 2: Construction - Year 3: Construction closeout

Project Names		Project Details
Improve the Dell City Irrigation System	Description	Repair, improve, and upgrade the Dell City irrigation system through which residents and the City are able to keep trees alive. This system is currently unable to fully function due to the loss of one of the pumps that provides irrigation water.
	LSC Project Lead	Hudspeth County
	Lead Implementer Location	Dell City
	Implementation Schedule and Milestones	<ul style="list-style-type: none"> - Year 1: Identify necessary resources, plan, and design - Year 2: Implement plan - install irrigation, plant trees, reseed city parks - Year 3: Close out

Suggested Implementation Tracking Metrics

- Number of trees planted (by species)
- Acres of natural space developed/enhanced
- Percent tree canopy coverage

GHG Reduction Potential

Assuming measure implementation results in 50% canopy growth by 2030 and 93% growth by 2050, this measure could reduce cumulative GHGs by 50,951 MTCO₂e from 2025-2030 and 196,525 MTCO₂e from 2025-2050. This measure’s implementation assumption was developed based on the El Paso Street Tree 2030 goal. See Table 7 for details.

Authority to Implement

Public agencies, utilities, residents, and other stakeholders each have existing authority to implement tree planting and natural space projects on land that they own.

LIDAC Impacts

Increasing native trees and natural spaces has the potential to benefit LIDACs in the region as outlined in Table 12. All LIDAC census tracts in the El Paso MSA can benefit from this measure, with census tracts in geographic proximity to implementation-ready projects receiving more direct benefits. Refer to Table 9 in the *Low Income and Disadvantaged Communities Analysis* section for a complete list of the region’s LIDAC census tract IDs.

Table 12. Benefits to Priority Measure: Increase Native Trees and Natural Spaces

CEJST Indicator	Benefits	Disbenefits (and Mitigation Strategies)
Climate Change	<ul style="list-style-type: none"> - Increased rainwater infiltration through trees and vegetation can reduce flood risk. - Increased vegetation reduces the urban heat island effect and creates cool, shady areas that provide relief during extreme heat. 	
Health	<ul style="list-style-type: none"> - Through carbon sequestration, the increased trees and vegetation in natural spaces can absorb air pollution and improve air quality and resident health. - Natural spaces promote outdoor physical activities and exercise, which can improve cardiovascular health, as well as mental health. 	<ul style="list-style-type: none"> - Natural spaces with poor water drainage can lead to water stagnation. Stagnant water serves as an ideal breeding ground for mosquitoes, flies, and other disease-carrying vectors. - <i>The region should encourage mosquito control measures, implementing proper drainage systems, and adopting an integrated pest management strategy.</i>
Housing	<ul style="list-style-type: none"> - Expanding natural space and trees planting in neighborhoods, especially those without adequate access, can beautify neighborhoods, reduce cooling costs (due to shade), and potentially improve home values. 	<ul style="list-style-type: none"> - Addition of natural spaces and trees may add value to the impacted neighborhoods that can lead to gentrification and community displacement. - <i>The region should ensure the value of adding natural spaces and trees to a community does not attract investment in a way that is not beneficial to the established community.</i>
Transportation	<ul style="list-style-type: none"> - Native trees along walkways and at transit stops provide shade and coverage that can increase the use of alternative transportation modes, such as walking, biking, and riding public transit. 	
Water and Wastewater	<ul style="list-style-type: none"> - Water quality can be improved from vegetation naturally removing some pollutants. 	
Workforce Development	<ul style="list-style-type: none"> - Ongoing jobs and workforce training opportunities can be generated to plant and maintain the new trees and natural spaces. 	<ul style="list-style-type: none"> - New trees require a lot of maintenance, particularly in the first two years of planting. There may be significant local budget impacts for maintenance of the trees planted and natural spaces developed by government agencies. - <i>Governments in the region should consider and plan for budget impacts before implementing this measure and consider existing volunteer and non-profit environmental groups that could aid in maintenance.</i>

PRIORITY MEASURE

Expand and Improve Active Transportation Infrastructure

Active transportation includes any human-powered mobility, such as walking, biking, or rolling. Active transportation systems include sidewalks and bike lanes, traffic signals, facilities, road treatments, and active transport vehicles. Switching from cars to active transportation modes reduces GHG emissions, air and noise pollution, and travel costs, and improves public health and well-being and enhances economic connectivity.

Project Ideas

Community members identified the following initial project ideas that support this measure:

- Expand sidewalks, bike lanes, trails, and greenways
- Provide bicycle and pedestrian facilities
- Develop dedicated bike lanes or off-street bike lanes
- Create safer streets for bicyclists
- Focus on pedestrian-oriented building and community design
- Use Complete Streets design principles
- Promote bike share programs
- Promote active transportation

Project lead implementers identified the implementation-ready project examples presented in Table 13, which support this measure.

Table 13. Example Projects for Priority Measure: Expand and Improve Active Transportation Infrastructure

Project Names		Project Details
Develop Vinton Micromobility Plan	Description	The Vinton Micromobility Plan would evaluate transportation alternatives beyond traditional motor vehicles and encourage strategically placed electric vehicle chargers in the municipality for various micromobility options.
	LSC Project Lead	Village of Vinton
	Lead Implementer	Village of Vinton
	Location	Village of Vinton
	Implementation Schedule and Milestones	<ul style="list-style-type: none"> - Year 1: Submit funding application - Year 2: Hire consultant - Year 3: Complete plan development
Build Paso del Norte Trail Segments in City of Socorro	Description	The "Paso del Norte (PDN) Trail - Engineering and Construction" project involves the planning, design and construction of two PDN Trail segments located in Socorro; 1) PDN Trail segment 4.1 Franklin Canal connecting the City of El Paso to the City of Socorro along Alameda Ave., and 2) the 4-C Socorro to San Elizario Connector segment that would connect Socorro to San Elizario. The proposed project will lead to additional trail connections.
	LSC Project Lead	City of Socorro

Project Names		Project Details
	Lead Implementer	City of Socorro
	Location	City of Socorro
	Implementation Schedule and Milestones	<ul style="list-style-type: none"> - Year 1: Planning and design - Year 2: Construction - Year 3: Construction closeout
Build Paso del Norte Trail Segments in El Paso County and expand	Description	Implementation of the Paso del Norte Trail, including transportation infrastructure, green infrastructure amenities, stormwater infrastructure acting as carbon sinks, native vegetation, solar lights, distributed energy resources, and air quality monitors at designated areas along the trail, among other things. The primary goal of the project is to act as GHG mitigation and a carbon sink while addressing community health and air quality.
	LSC Project Lead	City of El Paso
	Lead Implementer	Paso del Norte Community Foundation
	Location	El Paso and Hudspeth County
	Implementation Schedule and Milestones	<ul style="list-style-type: none"> - Year 1: Design, stakeholder engagement, community feedback - Year 2: Land purchases and construction - Year 3: Construction closeout
	Implement the Complete Streets Conversion of Moon Road in City of Socorro	Description
LSC Project Lead		City of Socorro
Lead Implementer		City of Socorro
Location		City of Socorro
Implementation Schedule and Milestones		<ul style="list-style-type: none"> - Year 1: Planning - Year 2: Construction - Year 3: Construction closeout

Project Names		Project Details
Implement the South Stanton Complete Streets Reconstruction in City of El Paso	Description	The South Stanton Complete Streets Reconstruction project will include 0.4 miles of enhanced bike and pedestrian facilities.
	LSC Project Lead	City of El Paso
	Lead Implementer	City of El Paso
	Location	City of El Paso
	Implementation Schedule and Milestones	<ul style="list-style-type: none"> - Year 1: Planning - Year 2: Construction - Year 3: Construction closeout
Construct Key Bike Corridors in City of El Paso	Description	Implement the City of El Paso Bike Plan to create key corridors of raised bicycle track.
	LSC Project Lead	City of El Paso
	Lead Implementer	City of El Paso
	Location	City of El Paso
	Implementation Schedule and Milestones	<ul style="list-style-type: none"> - Year 1: Planning - Year 2: Construction - Year 3: Construction closeout
Implement the Complete Streets Conversion of Rio Vista Road in City of El Paso	Description	The Rio Vista Road Complete Streets Conversion project will result in the conversion of Rio Vista Road, an underdeveloped minor collector, into a complete street with hike/bike facilities for users of all abilities, incorporating principles of universal design. Outcomes include increased mobility and connectivity, removal of ADA barriers, increased safety for pedestrians, bicyclists, and wheelchair users, and environmental sustainability through a reduction in reliance on motorized vehicles for short trips to destinations of daily living, such as public schools, commercial centers, and community centers.
	LSC Project Lead	City of El Paso
	Lead Implementer	City of El Paso
	Location	City of El Paso
	Implementation Schedule and Milestones	<ul style="list-style-type: none"> - Year 1: Planning - Year 2: Construction - Year 3: Construction closeout
Complete the Mesa SH-20 Greenway	Description	The Mesa SH-20 Greenway project will include a road diet and enhanced pedestrian facilities.
	LSC Project Lead	City of El Paso
	Lead Implementer	City of El Paso
	Location	City of El Paso
	Implementation Schedule and Milestones	<ul style="list-style-type: none"> - Year 1: Planning and design - Year 2: Construction - Year 3: Construction closeout

Project Names		Project Details
Implement the Mission Trail Bike Share Program in City of Socorro	Description	The Mission Trail Bike Share Program involves the implementation of a bike share program along the Paso del Norte (PDN) Trail Mission Trail segment on Socorro Road. The project involves the construction of rental kiosks, bike stations, bike fleet purchases, POS technology, and administration. The bike share program will supplement existing investments and connect heritage tourism visitors and residents to key destinations, including historic sites and heritage tourism industry clusters in the City of Socorro, the City of San Elizario, and the City of El Paso.
	LSC Project Lead	City of Socorro
	Lead Implementer	City of Socorro
	Location	City of Socorro
	Implementation Schedule and Milestones	<ul style="list-style-type: none"> - Year 1: Planning - Year 2: Construction - Year 3: Construction closeout

Suggested Implementation Tracking Metrics

- Number of miles of trails/bike routes installed
- Number of projects implemented
- Percent active mode share before and after projects
- Number of automobile-pedestrian crashes
- Annual average daily traffic (AADT) before and after project implementation

GHG Reduction Potential

Assuming measure implementation results in up to 8% community VMT reduction by 2050, this measure could reduce cumulative GHGs by 64,414 MTCO_{2e} from 2025-2030 and 194,101 MTCO_{2e} from 2025-2050. This measure’s implementation assumption was based on research of potential maximum VMT reductions from active transportation projects. See Table 7 for details.

Authority to Implement

The lead implementers have authority to implement their respective implementation-ready projects identified. Additionally, each local government within the MSA has existing authority to implement similar active transportation projects within its jurisdiction.

LIDAC Impacts

Expanding and improving active transportation infrastructure has the potential to benefit the region’s low income and disadvantaged communities as outlined in Table 14. All LIDAC census tracts in the El Paso MSA can benefit from this measure, with census tracts in geographic proximity to implementation-ready projects receiving more direct benefits. Refer to Table 9 in the *Low Income and Disadvantaged Communities Analysis* section for a complete list of the region’s LIDAC census tract IDs.

Table 14. Benefits to Priority Measure: Expand and Improve Active Transportation Infrastructure

CEJST Indicator	Benefits	Disbenefits (and Mitigation Strategies)
Health	<ul style="list-style-type: none"> - Walking and biking can promote healthy cardiovascular health, as well as good mental health. - Replacing personal vehicle trips with active transportation modes can reduce noise and air pollution from gasoline vehicles. 	
Housing	<ul style="list-style-type: none"> - Adding active transportation infrastructure such as trails, shared-use paths, and sidewalks adds enhancements to the neighborhoods currently lacking adequate infrastructure. 	<ul style="list-style-type: none"> - The active transportation infrastructure may add value to the neighborhoods that can lead to gentrification and community displacement. - <i>The region should ensure the value of adding active transportation infrastructure to a community does not attract investment in a way that is not beneficial to the established community.</i>
Transportation	<ul style="list-style-type: none"> - Encouraging more biking and walking as alternative modes of transportation can reduce personal vehicle traffic. - Expanding and improving active transportation infrastructure can reduce travel barriers and improve connectivity by offering low-cost modes of transportation and last mile access to public transit service. 	<ul style="list-style-type: none"> - To realize the benefits from bike infrastructure, a significant portion of the community needs to have bike access and feel comfortable and safe riding a bike. - <i>The region should investigate the feasibility of a bike resale/donation program to increase access to bicycles in LIDACs, as well as a community education program to promote bike safety and comfort.</i>
Workforce Development	<ul style="list-style-type: none"> - Expanding and improving active transportation infrastructure can increase access to jobs, increasing labor force participation and opportunities available to LIDACs. 	



PRIORITY MEASURE

Utilize Sustainable Land Use Planning

Sustainable land use planning promotes urban developments that concentrate jobs, housing, services, and amenities around efficient transportation systems. These compact, mixed-use, pedestrian- and bicycle-friendly developments are typically located close to transit options. Planning communities in this way can reduce the need for vehicles, promote the use of alternative transportation modes, reduce energy costs, expand economic connectivity, and enhance livability. As a result, sustainable land use planning can reduce emissions from vehicles and building energy use.

Project Ideas

Community members identified the following initial project ideas that support this measure:

- Create walkable, high density, mixed-use developments
- Reduce road widening
- Close streets to vehicle traffic
- Remove parking minimums
- Pursue trip reduction programs

No specific implementation-ready project examples were identified for this measure.

Suggested Implementation Tracking Metrics

- Percent active transportation and transit mode share
- Percent of residents within a 10-minute walk (0.5 mile) of a high frequency transit station
- Number of jobs per acre (job density)
- Average residential density (housing units per acre)
- Intersection Annual Average Daily Traffic (AADT)
- Walk Score rating

GHG Reduction Potential

This measure contributes to the GHG reductions quantified and listed under the *Expand and Improve Transit Service*, *Expand and Improve Active Transportation Infrastructure*, and *Increase Energy Efficiency and Decarbonize Buildings* priority measures.

Authority to Implement

Local governments within the MSA have existing authority to conduct land use planning in their jurisdictions.

LIDAC Impacts

Utilizing sustainable land use planning has the potential to benefit the region's low income and disadvantaged communities as outlined in Table 15. All LIDAC census tracts in the El Paso MSA can benefit from this measure, with census tracts in geographic proximity to implementation-ready projects receiving more direct benefits. Refer to Table 9 in the *Low Income and Disadvantaged Communities Analysis* section for a complete list of the region's LIDAC census tract IDs.

Table 15. Benefits to Priority Measure: Utilize Sustainable Land Use Planning

CEJST Indicator	Benefits	Disbenefits (and Mitigation Strategies)
Climate Change	<ul style="list-style-type: none"> Using low-impact development (LID) and green infrastructure strategies to manage stormwater runoff can reduce flood risk and mitigate the urban heat island effect. 	
Energy	<ul style="list-style-type: none"> Using sustainable land use planning to develop higher density communities around public transit systems and active transportation networks can create more efficient buildings and transportation systems and lower utility and travel costs. Increased density and efficiency of sustainable land use developments can encourage opportunities for community solar. 	
Health	<ul style="list-style-type: none"> Sustainable land use development promotes walking and biking for shorter commutes, which can increase cardiovascular health and mental well-being. 	
Housing	<ul style="list-style-type: none"> Mixed use development provides a range of housing options in walking distance of amenities and necessities that can increase quality of life for residents. 	<ul style="list-style-type: none"> Mixed use housing developments may add value to the neighborhoods that can lead to gentrification and community displacement. New housing units also may not be affordable, and therefore may not be available to LIDAC community members. <i>The region should ensure the value of adding mixed use development to a community does not attract investment in a way that is not beneficial to the established community, and that housing units developed include affordable options to a range of residents where the development is located.</i>
Transportation	<ul style="list-style-type: none"> Sustainable land use planning promotes Transit-Oriented Development (TOD) that can overcome transportation barriers and reduce the need for vehicles by building housing near public transit systems. 	<ul style="list-style-type: none"> This kind of urban development may not be suitable or preferred in all communities. <i>The region should ensure community input is received before approving developments, and analysis should be done to ensure appropriate siting and project design.</i>

CEJST Indicator	Benefits	Disbenefits (and Mitigation Strategies)
Water and Wastewater	<ul style="list-style-type: none"> Using sustainable land use planning to develop higher density communities can lead to more efficient water and wastewater systems with lower utility costs for residents. 	
Workforce Development	<ul style="list-style-type: none"> Housing near public transit systems can increase access to jobs, reducing barriers to access jobs and workforce training opportunities available to LIDACs. 	



PRIORITY MEASURE

Expand and Improve Transit Service

Public transit typically includes options like buses, shuttles, trolleys, and rail. Using public transit instead of personal vehicles can help reduce transportation emissions, air and noise pollution, and vehicle fuel and maintenance costs, as well as improve economic connectivity. Improvements to public transit service and infrastructure, like more frequent service, expanded route options, or improved transit stops, can help make regional public transit options more beneficial to residents and improve its viability as a replacement to personal vehicles.

Project Ideas

Community members identified the following initial project ideas that support this measure:

- Increase bus rapid transit, dedicated bus lanes, and transit priority projects
- Provide free public transit
- Expand transit service areas and frequency
- Develop transit centers or plazas
- Build park-and-ride systems
- Promote transit commuting
- Transition from larger buses to smaller buses

Project lead implementers identified the implementation-ready project examples presented in Table 16, which support this measure.

Table 16. Example Projects for Priority Measure: Expand and Improve Transit Service

Project Names		Project Details
Provide Free Transit in City of El Paso	Description	Implement system-wide free transit fares to promote transit ridership and reduce single occupancy vehicle emissions.
	LSC Project Lead	City of El Paso
	Lead Implementer	Sun Metro
	Location	City of El Paso
	Implementation Schedule and Milestones	<ul style="list-style-type: none"> - Year 1: Seek board approval - Year 2: Begin 2-year pilot project - Year 3: Evaluate pilot project - Year 4: Make free fares permanent
Construct I-10 Deck Plaza Transit Center in City of El Paso	Description	Construct the I-10 Deck Plaza Transit Center in El Paso to provide enhanced transit connectivity and new natural space for underserved communities in the surrounding area.
	LSC Project Lead	City of El Paso
	Lead Implementer	City of El Paso
	Location	City of El Paso
	Implementation Schedule and Milestones	<ul style="list-style-type: none"> - Year 1: Planning - Year 2: Construction - Year 3: Construction closeout

Project Names		Project Details
Install Transit Priority Routes and Road Diets in City of El Paso	Description	Implement the Onward Alameda Corridor Masterplan. This includes transit priority along entire corridor and a Road Diet along Texas Avenue.
	LSC Project Lead	City of El Paso
	Lead Implementer	City of El Paso
	Location	City of El Paso
	Implementation Schedule and Milestones	<ul style="list-style-type: none"> - Year 1: Planning - Year 2: Construction - Year 3: Construction closeout
Construct Horizon City Transit Plaza	Description	Site a transit plaza within the identified Transit Oriented Development (TOD) that will serve as a transit hub for Horizon City and the surrounding areas.
	LSC Project Lead	Town of Horizon City
	Lead Implementer	Town of Horizon City
	Location	El Paso County
	Implementation Schedule and Milestones	<ul style="list-style-type: none"> - Year 1: Planning - Year 2: Construction - Year 3: Construction closeout
Implement Socorro Electric MicroTransit Project	Description	The Socorro MicroTransit project involves the procurement of five electric micro-transit vehicles, charging infrastructure, and technology equipment and software to implement an on-demand microtransit, last mile transit service. This project seeks to address gaps in last-mile transit services for seniors, people with disabilities or mobility issues, and ADA transit users living in LIDAC neighborhoods. The micro transit service will also be available to the general public. This project is an extension of the existing Rio Vista ADA Transportation Program (Section 5310 Program), currently providing on-demand transit services in Socorro, Texas.
	LSC Project Lead	City of Socorro
	Lead Implementer	City of Socorro
	Location	City of Socorro
	Implementation Schedule and Milestones	<ul style="list-style-type: none"> - Year 1: Planning - Year 2: Construction - Year 3: Construction closeout

Suggested Implementation Tracking Metrics

- Number of communities, including LIDACs, served by transit
- Transit ridership by service (e.g., bus)
- Number of new transit riders
- Change in number of passenger trips per capita
- Bus travel time versus bus idling time

GHG Reduction Potential

Assuming measure implementation results in up to 15% community VMT reduction by 2050, this measure could reduce cumulative GHGs by 120,774 MTCO_{2e} from 2025-2030 and 363,938 MTCO_{2e} from 2025-

2050. This measure’s implementation assumption was based on research on the potential maximum VMT reductions from transit projects. See Table 7 for details.

Authority to Implement

Public agencies and transit authorities have existing authority to implement changes to transit service within their service area.

LIDAC Impacts

Expanding and improving transit service has the potential to benefit the region’s low income and disadvantaged communities as outlined in Table 17. All LIDAC census tracts in the El Paso MSA can benefit from this measure, with census tracts in geographic proximity to implementation-ready projects receiving more direct benefits. Refer to Table 9 in the *Low Income and Disadvantaged Communities Analysis* section for a complete list of the region’s LIDAC census tract IDs.

Table 17. Benefits to Priority Measure: Expand and Improve Transit Service

CEJST Indicator	Benefits	Disbenefits (and Mitigation Strategies)
Health	<ul style="list-style-type: none"> Increasing ridership on transit service reduces personal vehicle use, which can decrease air and noise pollution in communities near major roadways. 	
Housing	<ul style="list-style-type: none"> Improvements to transit service can expand access to transit service in neighborhoods that are currently inadequately served. 	
Transportation	<ul style="list-style-type: none"> Improved access to transit increases mobility, especially for vulnerable populations who may be transit-dependent and for households without a vehicle. 	<ul style="list-style-type: none"> In rural areas with disperse stops expanding transit service may not be feasible for transit agencies to implement, but these residents might be vulnerable or not have access to a vehicle. <i>The region should investigate non-fixed route options and other alternate solutions for rural areas.</i>
Workforce Development	<ul style="list-style-type: none"> Expanding and improving transit service can increase access to jobs, increasing labor force participation and opportunities available to LIDACs. 	

PRIORITY MEASURE

Increase Energy Efficiency and Decarbonize Buildings

Increasing energy efficiency in buildings, facilities, and infrastructure while also transitioning fossil fuel equipment to electric options can help reduce GHG emissions from the built environment. This measure can also reduce utility costs and indoor air pollution, increase resilience to extreme temperatures and weather, and create more comfortable indoor environments to live and work. As this measure supports electrifying fossil fuel-powered equipment, its GHG reduction potential is related to how much renewable energy is used in providing the region’s electricity, which is addressed in part through priority measure *Install Renewable Energy Systems*.

Project Ideas

Community members identified the following initial project ideas that support this measure:

- Increase building energy efficiency and improve building envelopes
- Promote sustainable new construction
- Promote light colored pavements or roofs
- Upgrade water and sewer infrastructure
- Enhance wastewater treatment processes
- Promote efficient water use and water conservation

Project lead implementers identified the implementation-ready project examples presented in Table 18, which support this measure.

Table 18. Example Projects for Priority Measure: Increase Energy Efficiency and Decarbonize Buildings

Project Names	Project Details	
Implement a Regional Energy Efficiency Project for Public Buildings	Description	Implement a regional envelope retrofit and energy efficiency project for public buildings. Retrofit any parts of public buildings that are part of the envelope (windows, external walls, doors, floors, skylights). High-efficient envelope components prevent air leaks and keep indoor temperatures at design set up points, preventing energy leakage and waste of resources.
	LSC Project Lead	City of El Paso
	Lead Implementer	City of El Paso
	Location	El Paso and Hudspeth Counties
	Implementation Schedule and Milestones	<ul style="list-style-type: none"> – Year 1: Design and contracting – Year 2: Project selection and application – Year 3: Implementation

Project Names		Project Details
Repair City Hall and Medical Clinic in City of Dell City	Description	Repair and maintain City Hall and the Medical Clinic.
	LSC Project Lead	Hudspeth County
	Lead Implementer	City of Dell City
	Location	City of Dell City
	Implementation Schedule and Milestones	<ul style="list-style-type: none"> - Year 1: Identify contractor to repair and upgrade city buildings and budget for removal of dilapidated buildings - Year 2: Begin code enforcement related to dilapidated buildings; Repairs and upgrades on city buildings begin - Year 4: Project 50% complete - Year 5: Project completion and evaluation
Construct Sustainable City Building in Town of Horizon	Description	Construct a new Horizon City Hall facility within the identified Transit Oriented Development (TOD). This new building will be built using sustainable strategies.
	LSC Project Lead	Town of Horizon
	Lead Implementer	Town of Horizon
	Location	Town of Horizon
	Implementation Schedule and Milestones	<ul style="list-style-type: none"> - Year 1: Planning - Year 2: Construction - Year 3: Construction closeout
Improve Water and Wastewater Systems	Description	Improve, repair, and maintain the City of Dell City's drinking water and wastewater system by replacing the water tank, repairing the water tower, and replacing the damaged back-up pump in the water plant. Replace 200 water meters with modern meters to better identify and reduce water leaks and more accurately track water pumping, usage, and billing.
	LSC Project Lead	Hudspeth County
	Lead Implementer	City of Dell
	Location	City of Dell
	Implementation Schedule and Milestones	<ul style="list-style-type: none"> - Year 1: Identify contractor and engineering support - Year 2: Planning and design complete; Repairs and upgrades begin. - Year 3: 50% of project complete - Year 4: Project completion and evaluation

Suggested Implementation Tracking Metrics

- Number of buildings or households audited or retrofitted
- Average energy and cost savings per retrofit
- Energy use intensity reduction (e.g., electricity use per square foot of buildings, natural gas use per dwelling unit, etc.)
- Number of fossil fuel equipment types transitioned to electric
- Number of LEDs (or similar upgrades) installed

GHG Reduction Potential

Assuming measure implementation results in 3% of existing buildings being retrofitted per year, a 10% energy reduction per building retrofit, and a 37% energy reduction in new construction compared to baseline levels, this measure could reduce cumulative GHGs by 42,677 MTCO_{2e} from 2025-2030 and

281,614 MTCO_{2e} from 2025-2050. This measure’s implementation assumptions were developed based on energy efficiency program efficacy research. See Table 7 for details.

Authority to Implement

The lead implementers have authority to implement their respective implementation-ready projects identified. Additionally, multiple municipal government agencies within the MSA have existing authority to address building energy efficiency and decarbonization. Resident homeowners and other property owners have similar authority to pursue individual on-site building energy efficiency and decarbonization projects.

LIDAC Impacts

Increasing energy efficiency and decarbonizing buildings has the potential to benefit the region’s low income and disadvantaged communities as outlined in Table 19.

All LIDAC census tracts in the El Paso MSA can benefit from this measure, with census tracts in geographic proximity to implementation-ready projects receiving more direct benefits. Refer to Table 9 in the *Low Income and Disadvantaged Communities Analysis* section for a complete list of the region’s LIDAC census tract IDs.

Table 19. Benefits to Priority Measure: Increase Energy Efficiency and Decarbonize Buildings

CEJST Indicator	Benefits	Disbenefits (and Mitigation Strategies)
Climate Change	– More energy efficient buildings mean spaces can be cooled/heated to healthy temperatures more easily, which increases resilience to extreme heat and extreme cold.	
Energy	– Increasing energy efficiency in buildings can lower energy costs and reduce the financial burden for low-income tenants.	
Health	– Transitioning from fossil fuel equipment to electric alternatives can improve indoor air quality for homes and businesses.	
Housing	– Increasing the building energy efficiency of multi-unit apartment buildings can improve the quality of life and lower energy costs for residents.	

CEJST Indicator	Benefits	Disbenefits (and Mitigation Strategies)
Water and Wastewater	<ul style="list-style-type: none"> – Upgrading water and wastewater infrastructure can create more efficient systems and lower utility costs for residents in the long term. 	<ul style="list-style-type: none"> – Expanding infrastructure can impact affordability in the short term. <i>The region can evaluate providing subsidies on water bills for LIDACs.</i>
Workforce Development	<ul style="list-style-type: none"> – Decarbonizing buildings will create opportunities for new ongoing jobs to install electric alternatives in public buildings, such as the installation and maintenance of heat pumps. These jobs will mostly be electricians and HVAC system technicians, which tend to be good, stable, well-paying jobs. 	<ul style="list-style-type: none"> – As electric alternatives become more available, the transition away from fossil fuel powered appliances may lead to a decline in jobs for technicians skilled in the installation and maintenance of these appliances. – <i>The region can investigate training programs and partnerships with local organizations, training centers, high schools, and colleges.</i>



PRIORITY MEASURE

Install Renewable Energy Systems

Renewable energy is generated from sources that are naturally replenished, such as solar, wind, geothermal, and hydropower. When used to generate electricity instead of fossil fuels, renewable energy can greatly decrease the emissions associated with electricity use. The El Paso MSA can support decarbonizing the electric grid by installing local solar, wind, or other renewable energy generation and storage systems. Expanding renewable energy systems can also increase energy resilience, lower electricity costs, create jobs, and improve air quality by reducing air pollutants associated with electricity production. Additionally, other priority measures, such as *Support the Electric Vehicle Transition* and *Increase Energy Efficiency and Decarbonize Buildings*, promote equipment electrification as a primary method for reducing emissions. Switching to renewable energy is important to help maximize emissions reductions in these other measures.

Project Ideas

Community members identified the following initial project ideas that support this measure:

- Install solar as shade structures (e.g., over parking lots, canals, etc.)
- Install solar on public buildings or public land
- Incentivize private solar installations, especially for LIDACs
- Promote solar batteries
- Encourage new developments to be solar-ready or to install solar
- Capture and upgrade biogas to use as an energy source

Project lead implementers identified the implementation-ready project examples presented in Table 20, which support this measure.

Table 20. Example Projects for Priority Measure: Install Renewable Energy Systems

Project Names		Project Details
Add Solar to the Fred Hervey Water Reclamation Plant	Description	El Paso Water (EP Water) assessed the viability of achieving renewable energy goals set in a proposed City Charter. Focused on decarbonizing operations, EP Water identified the Fred Hervey Water Reclamation Plant (FHWRP) as a site for distributed renewable electricity generation, particularly through photovoltaics (PV). The assessment provides a detailed analysis of the technical and financial feasibility of deploying PV at FHWRP.
	LSC Project Lead	City of El Paso
	Lead Implementer	El Paso Water
	Location	Fred Hervey WRP, Big Sandy
Implementation Schedule and Milestones		<ul style="list-style-type: none"> – Year 1-2: Assessment, design, and regulatory filings. Initiate construction activities. – Year 3-4: Construction and training of staff. Monitoring program. – Year 5: Closeout out

Project Names		Project Details
Install Solar-powered Lights on Trails	Description	Implement a regional lighting retrofit and energy efficiency project for public walking trails. Existing trail lighting would be replaced with solar powered overhead lights that will provide increased illumination for improved safety and help make the trails off-grid.
	LSC Project Lead	City of El Paso
	Lead Implementer	City of El Paso
	Location	City of El Paso
	Implementation Schedule and Milestones	<ul style="list-style-type: none"> - Year 1: Design and procurement - Year 2: Construction - Year 3: Construction closeout
Install Solar on Public Parking Lots in City of El Paso	Description	Implement a regional project to install solar panels over parking lots serving public facilities. Parking lot users will also see a benefit from access to covered parking spaces.
	LSC Project Lead	City of El Paso
	Lead Implementer	City of El Paso
	Location	City of El Paso
	Implementation Schedule and Milestones	<ul style="list-style-type: none"> - Year 1: Design and procurement - Year 2: Construction - Year 3: Construction closeout
Establish Gas Capture and Reuse Facilities at Wastewater Treatment Plants	Description	El Paso Water proposes to establish gas capture facilities at its four wastewater treatment plants. This initiative involves upgrading biogas generated during wastewater treatment to use as an energy source, contributing to sustainable energy production. The project supports circular economy principles, reducing GHG emissions, and fostering environmental stewardship by transforming waste into a valuable renewable resource.
	LSC Project Lead	City of El Paso
	Lead Implementer	El Paso Water
	Location	City of El Paso
	Implementation Schedule and Milestones	<ul style="list-style-type: none"> - Year 1: Conduct comprehensive feasibility studies and site assessments. Begin stakeholder engagement and public outreach. - Year 2: Obtain necessary permits, approvals, and regulatory clearances for the gas capture project from relevant local, state, and federal agencies. Detailed engineering and design work. - Year 3-4: Construction - Year 5: Monitor and evaluation. Close out.

Project Names		Project Details
Distributed Battery Pilot Program	Description	El Paso Electric's (EPE) Distributed Battery Pilot program is an innovative voluntary demand response program to enable customers with existing rooftop solar systems to install qualifying energy storage systems or batteries in their homes. Customers will receive an incentive to purchase and enroll batteries in EPE's program or may choose to have EPE-owned batteries installed at their home, where EPE will dispatch and control the batteries 24/7 to help manage peak demand. Participating customers will benefit from having an onsite battery that may serve as back-up power during outages.
	LSC Project Lead	City of El Paso
	Lead Implementer	El Paso Electric
	Location	El Paso Electric's Texas service territory
Implementation Schedule and Milestones		<ul style="list-style-type: none"> - Year 1: Program design and regulatory filing. - Year 2: Program implementation. - Year 3: Data collection and evaluation of program.



Suggested Implementation Tracking Metrics

- kW or MW solar installed
- MWh of electricity generated by renewable sources
- Percentage of total electricity use generated by renewable sources
- Percentage of solar-viable public buildings with solar systems
- Number of residential units with solar installations
- Number of solar permits granted per year, cumulatively

GHG Reduction Potential

Assuming measure implementation results in 15% of total rooftop solar capacity installed by 2030 and 50% by 2050, this measure could reduce cumulative GHGs by 142,421 MTCO_{2e} from 2025-2030 and 287,166 MTCO_{2e} from 2025-2050. This measure's implementation assumptions were developed based on data estimating maximum rooftop solar capacity in the region. See Table 7 for details.

Authority to Implement

Multiple entities have existing authority to implement projects related to renewable energy system installation. EP Water has the authority to undertake solar and gas capital improvements at sites owned by the agency, including the Fred Hervey Water Reclamation Plant and the utility's four wastewater treatment plants. The City of El Paso has authority to implement solar lighting improvements on City-owned sites, including trails and parking lots, and to work with community groups and property owners to pursue additional solar lighting installations at other sites.

The lead implementers have authority to implement their respective implementation-ready projects identified. Additionally, each local government within the MSA has existing authority to implement renewable energy projects on their property and facilities. Resident homeowners and other property owners have similar authority to pursue individual on-site renewable projects.

LIDAC Impacts

Installing renewable energy systems has the potential to benefit the region's low income and disadvantaged communities as outlined in Table 21. All LIDAC census tracts in the El Paso MSA can benefit from this measure, with census tracts in geographic proximity to implementation-ready projects receiving more direct benefits. Refer to Table 9 in the *Low Income and Disadvantaged Communities Analysis* section for a complete list of the region's LIDAC census tract IDs.



Table 21. Benefits to Priority Measure: Install Renewable Energy Systems

CEJST Indicator	Benefits	Disbenefits (and Mitigation Strategies)
Energy	<ul style="list-style-type: none"> – Installing renewable energy systems at homes and businesses can reduce energy costs. This can help alleviate financial burdens on low-income residents. 	<ul style="list-style-type: none"> – Renewable energy, such as solar, has a high up-front cost that may not be feasible for residents in low-income areas. – <i>The region can investigate grants and funding opportunities that could make solar more feasible in LIDACs.</i> – <i>The region can invest in renewable energy projects that would directly benefit the community.</i>
Health	<ul style="list-style-type: none"> – Lower energy costs mean homes, workplaces, and community spaces can be cooled/heated to healthy temperatures. This reduces health risks, particularly for vulnerable populations. – Replacing existing sources of energy that generate particulate matter emissions will improve the region’s air quality and public health. 	
Transportation	<ul style="list-style-type: none"> – An increase in renewable energy generation will allow more residents and transportation fleet operators to charge electric vehicles with emissions-free electricity. 	
Workforce Development	<ul style="list-style-type: none"> – New ongoing jobs can be created for renewable energy system installation and maintenance. In the longer-term, manufacturing of renewable energy system components may also be an economic and workforce opportunity for the region. 	<ul style="list-style-type: none"> – As renewable energy becomes more available, the transition away from fossil fuels may lead to a decline in fossil fuel-related jobs. – <i>The region can investigate job training programs and partnerships with local organizations, training centers, high schools, and colleges.</i>

PRIORITY MEASURE

Evaluate Sustainable Waste Management Practices

Landfills produce emissions through the decomposition of organic matter. Landfill emissions can be decreased by reducing the total amount of waste thrown away or diverting waste from landfills to compost or recycling facilities. In addition to reducing landfill-related GHG emissions, these actions can also reduce waste disposal costs, landfill odors, and emissions from transporting waste. These strategies can also aid in the creation of compost.

Project Ideas

Community members identified the following initial project ideas that support this measure:

- Implement community-wide composting
- Improve recycling systems to accept more waste types
- Improve frequency and quality of recycling services
- Enhance community waste clean-ups
- Discourage food waste and other commercial waste

No specific implementation-ready project examples were identified for this measure.

Suggested Implementation Tracking Metrics

- Amount of food waste diverted (pounds, tons)
- Amount of recyclable waste diverted (pounds, tons)
- Number of customers served by composting program
- Number of recyclable waste streams accepted by recycling facility

GHG Reduction Potential

Assuming measure implementation results in 90% landfill waste diversion by 2050, this measure could reduce cumulative GHGs by 35,061 MTCO_{2e} from 2025-2030 and 151,932 MTCO_{2e} from 2025-2050. This measure's implementation assumption was developed based on a review of local government waste diversion goals within Texas. See Table 7 for details.

Authority to Implement

Local governments within the MSA have existing authority to implement waste management projects within their respective jurisdictions.

LIDAC Impacts

Improving waste reduction, recycling, and composting could potentially benefit LIDACs in the region as outlined in Table 22. All LIDAC census tracts in the El Paso MSA can benefit from this measure, with census tracts in geographic proximity to implementation-ready projects receiving more direct benefits. Refer to Table 9 in the *Low Income and Disadvantaged Communities Analysis* section for a complete list of the region's LIDAC census tract IDs.

Table 22. Benefits to Priority Measure: Evaluate Sustainable Waste Management Practices

CEJST Indicator	Benefits	Disbenefits (and Mitigation Strategies)
Health	<ul style="list-style-type: none"> - Diverting odor-causing decomposing organic matter from landfills can improve air quality. - Reducing food waste can reduce household food costs and increase local food security. 	<ul style="list-style-type: none"> - Starting a compost collection service could increase transportation emissions from diesel collection vehicles. - <i>The region should investigate sharing vehicles across jurisdictions and low-emissions vehicles where available and feasible.</i>
Workforce Development	<ul style="list-style-type: none"> - New ongoing jobs can be created in the operations and maintenance of composting and recycling facilities and collection services. - Local volunteers and students can support education and communication efforts within the community. 	



PRIORITY MEASURE

Support the Electric Vehicles Transition

Most vehicles in the El Paso MSA have fossil fuel engines that use gasoline or diesel. Additionally, many types of trips cannot feasibly switch to active transportation, like walking and biking, or public transit options. Helping to switch these vehicles when they are retired with zero- or low-emissions options will reduce GHG emissions, air and noise pollution, and vehicle fuel and maintenance costs. In the near-term, implementation of this measure will focus on larger public and private fleets. As this measure supports vehicle electrification, its GHG reduction potential is related to how much renewable energy is used in providing the region’s electricity, which is addressed in part through priority measure *Install Renewable Energy Systems*.

Project Ideas

Community members identified the following initial project ideas that support this measure:

- Transition municipal fleets to EVs, hybrids, or alternative fuel vehicles
- Install more public fast charging stations
- Provide electric or zero-emission transit vehicles
- Incentivize purchasing electric vehicles
- Incentive at-home charging stations

Project lead implementers identified the implementation-ready project examples presented in Table 23, which support this measure.

Table 23. Example Projects for Priority Measure: Support the Electric Vehicles Transition

Project Names		Project Details
Upgrade Municipal Fleet in Dell City	Description	Repair or replace City vehicles and heavy equipment to better support the City’s needs.
	LSC Project Lead	Hudspeth County
	Lead Implementer	City of Dell
	Location	City of Dell
	Implementation Schedule and Milestones	<ul style="list-style-type: none"> – Year 1: Identify City needs; replace vehicles and equipment past their useful lives, make repairs to those vehicles and equipment with remaining useful life. Release RFPs for identified needs and select providers. – Year 2: Process purchase of replacements and repairs. Project complete.
Transition El Paso Water’s Fleet to Electric or Low-Emissions Fleet	Description	Implement a fleet transition initiative to enhance sustainability. Shift some or all utility vehicles to electric or hybrid models, along with considering the conversion of heavy-duty or diesel vehicles to natural gas.
	LSC Project Lead	City of El Paso
	Lead Implementer	El Paso Water
	Location	El Paso Water Service Area
	Implementation Schedule and Milestones	<ul style="list-style-type: none"> – Year 1: Assessment, design, and engagement – Year 2: Procurement – Year 3-5: Deployment and monitoring

Install Public EV Chargers in City of Socorro	Description	The Socorro EV Charging Infrastructure project involves the design, procurement, and installation of 14 public Level 2 EV charging stations at strategic locations throughout the City of Socorro, including at two community centers, three regional parks, four publicly-owned properties near retail hubs, three heritage tourism cluster sites along the historic Mission Trail, and at the Ysleta del Sur Pueblo.
	LSC Project Lead	City of Socorro
	Lead Implementer	City of Socorro
	Location	City of Socorro
	Implementation Schedule and Milestones	<ul style="list-style-type: none"> - Year 1: Planning - Year 2: Procurement, optimization, and training - Year 3: Construction closeout
Install Public EV Chargers in Hudspeth County	Description	Install 10 public Level 2 EV charging stations throughout Hudspeth County to be used primarily for County vehicles; purchase 10 electric pickup trucks to reduce vehicle emissions.
	LSC Project Lead	Hudspeth County
	Lead Implementer	Hudspeth County
	Location	Two EV charging stations in Fort Hancock, 10 EV charging stations in Sierra Blanca, and two EV charging stations in Dell City
	Implementation Schedule and Milestones	<ul style="list-style-type: none"> - Year 1: Design and procurement - Year 2: Permitting and construction - Year 3: Construction closeout
Electrification of Airport Shuttle Buses	Description	Electrify airport shuttle buses.
	LSC Project Lead	City of El Paso
	Lead Implementer	City of El Paso
	Location	El Paso International Airport
	Implementation Schedule and Milestones	<ul style="list-style-type: none"> - Year 1: Design and procurement - Year 2: Permitting and construction - Year 3: Construction closeout

Suggested Implementation Tracking Metrics

- Percent of public fleets electrified or transitioned to alternative fuels
- Percent increase in EV and plug-in hybrid electric vehicle (PHEV) registrations in the region
- Percent of total VMT from EVs
- Number of EVs purchased per year
- Number and type of maintenance equipment converted
- Number of public EV chargers installed
- Number of public EV charger users or number of unique visits
- Charger uptime (e.g., % of days charger is operational)
- Output of charging infrastructure and estimated vehicle miles traveled
- Number of communities, including LIDACs, served by electric/hybrid buses

GHG Reduction Potential

Assuming measure implementation results in 70% of gasoline VMT and 76% of diesel VMT transitioning to electricity by 2050, this measure could reduce cumulative GHGs by 522,718 MTCO_{2e} from 2025-2030 and 753,553 MTCO_{2e} from 2025-2050. This measure’s implementation assumptions were developed based on international market projections of electric vehicles. See Table 7 for details.

Authority to Implement

The lead implementers have authority to implement their respective implementation-ready projects identified. Additionally, each local government within the MSA has the authority to implement electric vehicle infrastructure installations and incentive projects within its jurisdiction. Public and private entities within the MSA have existing authority to implement fleet conversion projects for their owned vehicle fleets.

LIDAC Impacts

Supporting the transition to electric vehicles has the potential to benefit the region’s low income and disadvantaged communities as outlined in Table 24. All LIDAC census tracts in the El Paso MSA can benefit from this measure, with census tracts in geographic proximity to implementation-ready projects receiving more direct benefits. Refer to Table 9 in the *Low Income and Disadvantaged Communities Analysis* section for a complete list of the region’s LIDAC census tract IDs.

Table 24. Benefits to Priority Measure: Support the Electric Vehicles Transition

CEJST Indicator	Benefits	Disbenefits (and Mitigation Strategies)
Energy	<ul style="list-style-type: none"> Installing more EV charging infrastructure will aid in the transition of the region’s municipal fleets and can encourage residents to purchase an electric vehicle by reducing range anxiety. 	<ul style="list-style-type: none"> EVs and at-home charging stations have high up-front costs and dedicated at-home charging options are typically available to homeowners (as opposed to renters). The availability of charging infrastructure may also be disproportionate across the region. <i>The region should balance the provision of public charging infrastructure within LIDACs with the near-term challenges associated with EV ownership costs in general. The region should also investigate incentives and grant programs for at-home charging stations and multi-unit residential charging opportunities.</i>
Health	<ul style="list-style-type: none"> Reducing or removing the combustion of gasoline and diesel in vehicles improves noise and air pollution, particularly for communities near busy roadways. 	

CEJST Indicator	Benefits	Disbenefits (and Mitigation Strategies)
Transportation	<ul style="list-style-type: none"> Switching from diesel transit vehicles to electric transit vehicles can improve air quality in communities, particularly those located directly along bus transit routes. 	
Workforce Development	<ul style="list-style-type: none"> Ongoing job opportunities can be generated for the maintenance of electric vehicles and the installation and maintenance of charging stations. 	<ul style="list-style-type: none"> As electric vehicles and charging infrastructure becomes more available, the transition away from gasoline and diesel vehicles may lead to a decline in jobs for technicians skilled in these vehicles. <i>The region can investigate job training programs and partnerships with local organizations, training centers, high schools, and colleges.</i>



Optimize Freight Transportation

As El Paso serves as a main port of entry, the use of freight trucks is necessary to bring goods into the El Paso region and the rest of the country. Freight trucks have lower fuel efficiency than passenger vehicles and primarily use diesel fuel, without many zero-emissions alternatives on the market currently. Optimizing freight transportation routes, driver practices, and trucking regulations can result in reduced idling, travel times, vehicle fuel use, and total miles driven. These improvements would also reduce GHG emissions, air and noise pollution, and fuel and maintenance costs, and can improve overall traffic flow.

Project Ideas

Community members identified the following initial project ideas that support this measure:

- Optimize truck routes or road infrastructure to reduce truck travel and idling
- Invest in freight rail to reduce truck traffic

Project lead implementers identified the implementation-ready project examples presented in Table 25, which support this measure.

Table 25. Example Projects for Priority Measure: Optimize Freight Transportation

Project Names		Project Details
Optimize Freight Transportation at Ysleta Port of Entry	Description	Complete the planning, design, and construction of an expansion to the Ysleta Port of Entry to reduce idling emissions and co-pollutants associated with commercial and private vehicles traffic. This project will need to address mitigation measures for adjacent neighborhoods, staffing needs for federal and non-federal agencies, technology capabilities associated with international operations, and transportation analysis.
	LSC Project Lead	City of El Paso
	Lead Implementer	City of El Paso
	Location	City of El Paso
Implementation Schedule and Milestones	<ul style="list-style-type: none"> – Year 1-2: Planning phase to be completed by June 2026. This includes permitting, conceptual design, preliminary cost estimate, public outreach, and outreach with Mexico. – Year 3: 5-30% design phase, June 2027 – Year 4: 30-100% design phase, June 2028 – Year 5: Construction begins, January 2029 – Year 6 to 8: 3-year construction 	

Suggested Implementation Tracking Metrics

- Reduction in freight idling time
- Freight VMT

GHG Reduction Potential

Assuming measure implementation results in up to 8% freight VMT reduction by 2050, this measure could reduce cumulative GHGs by 14,524 MTCO_{2e} from 2025-2030 and 43,768 MTCO_{2e} from 2025-2050. This

measure’s implementation assumption was developed based on research of freight fuel use optimization. See Table 7 for details.

Authority to Implement

In general, the City of El Paso has authority to implement modifications to facilities on City-owned land that can support freight movement optimization. Improvements to international ports of entry within the city, as with the implementation-ready project identified in Table 25, will require coordination with Federal agencies and with the government of Mexico as well. The City of El Paso may also choose to work with other stakeholders who have authority to implement other types of freight optimization projects. As examples, the City of El Paso could choose to coordinate with shipping companies regarding ecodriving and other fuel optimization strategies or with the U.S. Department of Transportation (USDOT) and/or the Texas Department of Transportation (TxDOT) regarding regulations controlling freight truck weight and size limitations.

LIDAC Impacts

Optimizing freight transportation has the potential to benefit the region’s low income and disadvantaged communities as outlined in Table 26. All LIDAC census tracts in the El Paso MSA can benefit from this measure, with census tracts in geographic proximity to implementation-ready projects receiving more direct benefits. Refer to Table 9 in the *Low Income and Disadvantaged Communities Analysis* section for a complete list of the region’s LIDAC census tract IDs.

Table 26. Benefits to Priority Measure: Optimize Freight Transportation

CEJST Indicator	Benefits	Disbenefits (and Mitigation Strategies)
Health	<ul style="list-style-type: none"> – Optimizing truck routes can minimize air and noise pollution in communities near highways and ports of entry by reducing truck travel. – Optimizing ports of entry wait times can reduce truck idling, which can improve air quality on both sides of the border. 	
Transportation	<ul style="list-style-type: none"> – Developing efficient truck routes or investing in freight rail can reduce traffic in areas congested by freight movement. 	<ul style="list-style-type: none"> – Additional infrastructure will likely need to be constructed to develop freight corridors and rail networks. Historically, highways have disconnected disadvantaged communities and communities in the region are at risk of being negatively impacted by transportation infrastructure development. – <i>The region should ensure new infrastructure is developed in a way that does not disconnect or create disproportional negative impacts to LIDACs.</i>

PRIORITY MEASURE

Promote Sustainable Food Production and Distribution

Local, sustainable, and self-sufficient food production and distribution systems can reduce emissions from agricultural practices and food transportation. Sustainable food production, also known as sustainable agriculture, uses techniques that aim to protect the environment, aid and expand natural resources, and make the best use of nonrenewable resources. Efficient food distribution can reduce food waste and reduce transportation distances. Certain agricultural techniques can also aid in overall carbon sequestration. Sustainable food production practices can also create local high-quality jobs.

Project Ideas

Community members identified the following initial project ideas that support this measure:

- Support sustainable agricultural practices.
- Utilize hydroponics and aquaponics agriculture.
- Expand local food production and distribution systems.
- Construct local food hubs.

Project lead implementers identified the implementation-ready project examples presented in Table 27, which support this measure.

Table 27. Example Projects for Priority Measure: Promote Sustainable Food Production and Distribution

Project Names		Project Details
Construct the Socorro Food Hub	Description	The "Socorro Food Hub" project involves the construction of a civic plaza/food hub centered around local food production and the local food circular economy. This project integrates an aquaponics facility powered by on-site solar generation with a local food-centered mixed-use civic plaza. Dedicated retail space for local food restaurants, value-added agricultural products, and farmers' market areas will allow LIDACs to gain access to fresh and local foods while increasing regional capacity for climate resiliency.
	LSC Project Lead	City of Socorro
	Lead Implementer	City of Socorro
	Location	City of Socorro
	Implementation Schedule and Milestones	<ul style="list-style-type: none"> - Year 1: Planning, community and stakeholder engagement - Year 2: Construction - Year 3: Construction closeout

Project Names		Project Details
Transition to Aquaponics Agriculture in Ysleta del Sur Pueblo	Description	Pilot aquaponics projects in Ysleta del Sur Pueblo. Aquaponics is a closed loop greenhouse growing system where fish fertilize the water used for plant growth and plants clean the water used to raise fish. Aquaponics can grow up to 30 times the amount per acre versus traditional farming and uses approximately 90% less water than traditional farming.
	LSC Project Lead	Ysleta del Sur Pueblo
	Lead Implementer	Ysleta del Sur Pueblo
	Location	Ysleta del Sur Pueblo
	Implementation Schedule and Milestones	<ul style="list-style-type: none"> - Year 1: Planning and construction - Year 2: Construction, optimization, and training - Year 3: Construction closeout

Suggested Implementation Tracking Metrics

- Number of food hubs developed
- Number of businesses participating
- Number of new jobs/new businesses related to sustainable food production
- Pounds/tons of local food produced/sold

GHG Reduction Potential

Agriculture emissions and upstream emissions related to food production outside of the MSA were not evaluated in the PCAP high-level GHG inventory. However, this measure could potentially result in reduced transportation emissions from shorter food transport distances, reduced stationary energy emissions from more efficient food production processes, and reduced waste emissions from lower amounts of food waste – each of which are included in the PCAP GHG inventory estimates. Therefore, this measure contributes to GHG reductions quantified under the *Evaluate Sustainable Waste Management Practices*, *Optimize Freight Transportation*, and *Increase Energy Efficiency and Decarbonize Buildings* priority measures.

Authority to Implement

Public agencies, utilities, residents, and other stakeholders have existing authority to pursue sustainable agriculture projects on land they own. The lead implementers have authority to implement their respective implementation-ready projects identified. Additionally, each local government within the MSA has the authority to implement sustainable agriculture projects on their property, while resident homeowners and other property owners have similar authority to pursue individual projects on land they own.

LIDAC Impacts

Promoting sustainable food production and distribution has the potential to benefit the region’s low income and disadvantaged communities as outlined in Table 28. All LIDAC census tracts in the El Paso MSA can benefit from this measure, with census tracts in geographic proximity to implementation-ready projects receiving more direct benefits. Refer to Table 9 in the *Low Income and Disadvantaged Communities Analysis* section for a complete list of the region’s LIDAC census tract IDs.

Table 28. Benefits to Priority Measure: Promote Sustainable Food Production and Distribution

CEJST Indicator	Benefits	Disbenefits (and Mitigation Strategies)
Climate Change	<ul style="list-style-type: none"> - Sustainable agriculture practices can build greater resilience against agriculture loss and improve soil health. - Sustainable production and distribution can reduce food waste. 	<ul style="list-style-type: none"> - Shifting agriculture practices may have a high upfront cost for farmers and distributors. - <i>The region should investigate incentives and subsidies to make the transition viable for local agriculture partners.</i>
Health	<ul style="list-style-type: none"> - Local food production and distribution can improve access to fresher, more nutritious food. 	
Transportation	<ul style="list-style-type: none"> - Freight truck emissions can be reduced from local food production and distribution, lowering the total distance to travel. 	
Workforce Development	<ul style="list-style-type: none"> - Projects that promote sustainable food production and distribution can generate ongoing operations and maintenance job opportunities for LIDACs. 	



Conclusion and Next Steps

The PCAP was developed through a collaborative effort involving community members and stakeholders across El Paso and Hudspeth Counties. This plan prioritizes measures aimed at reducing greenhouse gas emissions while simultaneously offering community benefits, such as preparing for the impact of climate change, creating local jobs, improving air quality, and enhancing quality of life for residents in the El Paso region. The PCAP was shaped by extensive community engagement, including a bilingual survey, a community open house, listening sessions, and collaboration with key community institutions. Over 200 unique project ideas were shared, from which 10 priority measures were identified and assessed for their impacts on the region's LIDACs. The plan reflects a commitment to meeting the needs of the community, addressing climate change, and fostering resilience in the face of environmental challenges.

This PCAP is the first deliverable under the CPRG planning grant awarded to the El Paso MSA region. In compliance with the CPRG planning grant, the City of El Paso and its partners will publish the following deliverables during the project timeline:

- In 2025, the City of El Paso will publish a **comprehensive climate action plan (CCAP)**. The CCAP will address all GHG emissions sectors, establish GHG projections and reduction goals, and describe and evaluate strategies to achieve those goals.
- In 2027, the City of El Paso will publish a **status report** that describes progress on implementing the measures from the CCAP. The status report will also include any relevant updates to CCAP analyses, as well as next steps and future budget and staffing needs to continue CCAP implementation.

This PCAP represents an important milestone to prepare for climate change in the El Paso region. The City of El Paso and its partners will continue planning for the measures described in this PCAP while preparing for future phases of the CPRG project. As part of this process, the City and its partners will continue to engage community members and stakeholders collaboratively to identify the community's climate-related needs and opportunities. Through this ongoing conversation, the region's climate action plan can best reflect the community's knowledge, values, and concerns to strengthen the El Paso MSA.







Environmental Protection Agency (EPA) | Climate Pollution Reduction Grant (CPRG)

El Paso Regional Climate Action Plan

Priority Climate Action Plan

**Appendix A: GHG Reduction Calculation
Technical Appendix**

GHG Reduction Calculation Technical Appendix

Broad implementation assumptions were made for each PCAP priority measure based on research describing existing regional goals and/or studies of similar measures to define the relative contribution that each measure could make toward reducing the region’s greenhouse gas (GHG) emissions. These assumptions were used to quantify each measure’s potential GHG emissions reductions from 2025-2030 and 2025-2050. The example PCAP projects identified and presented with each priority measure will contribute toward the GHG reductions estimated within their corresponding measure. Table A-1 below describes the measure GHG reductions, implementation assumptions, implementation reasoning, and data sources in detail.

Table A-1. Detailed Assumptions for Cumulative GHG Reductions Calculations

PCAP Priority Measure	Cumulative GHG Reductions (MTCO ₂ e) 2025-2030	Cumulative GHG Reductions (MTCO ₂ e) 2025-2050	Primary Implementation Assumptions	Implementation Reasoning and Data Sources
Increase Native Trees and Natural Spaces	50,951	196,525	– 50% canopy growth by 2030 and 93% canopy growth by 2050	The 50% canopy growth assumption is based on the El Paso Street Tree Plan which established a goal of 50% increase in tree canopy/number of trees by 2030. ¹ ICLEI’s Land Emissions and Removals Navigator (LEARN) tool was used to determine the El Paso MSA’s current canopy coverage and annual carbon sequestration levels. ² These values were used to calculate the carbon sequestered from increasing tree canopy by 50% by 2030. The assumed annual tree canopy additions from 2019-2030 were held constant from 2030-2050 to derive a 93% growth in canopy by 2050. These calculations only account for additional canopy growth from new trees and not sequestration from existing trees. Net emissions from trees and natural/working lands should be included in the next GHG inventory update to fully quantify the impact of these types of measures.

¹ City of El Paso, “El Paso Downtown Tree Master Plan,” ELEV8EP, March 8, 2023, <https://www.elev8ep.com/street-tree-plan-1>.

² ICLEI, “Land Emissions And Removals Navigator (LEARN),” February 2021, <https://iclei.usa.org/LEARN/>.

PCAP Priority Measure	Cumulative GHG Reductions (MTCO _{2e}) 2025-2030	Cumulative GHG Reductions (MTCO _{2e}) 2025-2050	Primary Implementation Assumptions	Implementation Reasoning and Data Sources
Expand and Improve Active Transportation Infrastructure	64,414	194,101	<ul style="list-style-type: none"> – Up to 8% community VMT can be reduced through active transportation projects by 2050 	The assumption for maximum percent VMT reduction from active transportation projects comes from the California Air Pollution Control Officers Association [CAPCOA] Handbook. ³ In the Handbook, Neighborhood Design subsector measures include improving pedestrian and bike networks and implementing bikeshare, scootershare, and carshare programs. The maximum percent VMT reduction from the Neighborhood Design subsector is based on combining the maximum allowable reduction of each individual CAPCOA measure within the Neighborhood Design subsector. The maximum is intended to ensure that emissions reductions are not double counted when measures within the Neighborhood Design subsector are combined.
Utilize Sustainable Land Use Planning	<i>Included elsewhere</i>	<i>Included elsewhere</i>	<ul style="list-style-type: none"> – Reductions from this measure are embedded within the Transit, Active Transport, and Buildings measures and not reproduced here to avoid double counting 	NA

³ Sacramento Metropolitan Air Quality Management District, “Handbook for Analyzing Greenhouse Gas Emission Reductions, Assessing Climate Vulnerabilities, and Advancing Health and Equity,” August 2021, https://www.airquality.org/ClimateChange/Documents/Handbook%20Public%20Draft_2021-Aug.pdf.

PCAP Priority Measure	Cumulative GHG Reductions (MTCO _{2e}) 2025-2030	Cumulative GHG Reductions (MTCO _{2e}) 2025-2050	Primary Implementation Assumptions	Implementation Reasoning and Data Sources
Expand and Improve Transit Service	120,774	363,938	<ul style="list-style-type: none"> Up to 15% community VMT can be reduced through transit projects by 2050 	<p>The assumption for maximum percent VMT reduction from transit projects comes from the California Air Pollution Control Officers Association [CAPCOA] Handbook.⁴ In the Handbook, Transit subsector measures include extending transit coverage/hours/frequency, transit-supportive roadway treatments, and reducing transit fares. The maximum percent VMT reduction from the Transit subsector is based on combining the maximum allowable reduction of each individual CAPCOA measure within the Transit subsector. The maximum is intended to ensure that emissions reductions are not double counted when measures within the Transit subsector are combined.</p>
Increase Energy Efficiency and Decarbonize Buildings	42,677	281,614	<ul style="list-style-type: none"> 3% of existing buildings retrofitted per year, 10% energy reduction per building retrofit, 37% energy reduction in new buildings compared to baseline levels 	<p>The assumption for percent of existing buildings retrofitted per year comes from a JLL study on the necessary building retrofit rates to help meet net zero goals by 2050.⁵ The 10% energy reduction per building retrofit assumption is from an American Council for Energy-Efficient Economy [ACEEE] study on building retrofits with the highest return on investment.⁶ The assumption of 37% energy improvement for new buildings was derived by comparing a Pacific Northwest National Laboratory [PNNL] study on estimated energy use intensity (EUI) for 2018 commercial model energy code-compliant buildings with an EIA study on the average EUI of existing commercial buildings from the 2012 commercial buildings energy consumption survey^{7,8}; this assumption was applied to all new building types to quantify high-level GHG reductions from this priority measure. The heat pump coefficient of performance (COP)</p>

⁴ ibid

⁵ JLL, "Retrofitting Buildings to Be Future-Fit: The Journey to Decarbonization," November 2022, <https://www.us.jll.com/content/dam/jll-com/documents/pdf/research/jll-retrofitting-buildings-to-be-future-fit.pdf>.

⁶ Steven Nadel, "For Existing Homes, Energy Efficiency Often Has a Better Return on Investment Than Solar," ACEEE, May 21, 2019, <https://www.aceee.org/blog/2019/05/existing-homes-energy-efficiency>.

⁷ J Zhang et al., "Energy and Energy Cost Savings Analysis of the 2018 IECC for Commercial Buildings" (Pacific Northwest National Laboratory, December 2018), https://www.pnnl.gov/main/publications/external/technical_reports/PNNL-28125.pdf.

⁸ U.S. Energy Information Administration, "Table E2. Major Fuel Consumption Intensities (Btu) by End Use, 2012," 2012, <https://www.eia.gov/consumption/commercial/data/2012/c&e/pdf/e2.pdf>.

PCAP Priority Measure	Cumulative GHG Reductions (MTCO _{2e}) 2025-2030	Cumulative GHG Reductions (MTCO _{2e}) 2025-2050	Primary Implementation Assumptions	Implementation Reasoning and Data Sources
				was obtained from an RMI study for the state of Texas. ⁹ No electrification assumptions were included in this measure.
Install Renewable Energy Systems	142,421	287,166	<ul style="list-style-type: none"> – 15% of total rooftop solar capacity installed by 2030 and 65% by 2050 	Total rooftop solar capacity was provided through Google Environmental Insights Explorer (EIE) data for El Paso County. ¹⁰ As Google EIE's estimated technical solar potential does not consider economic or grid integration constraints, ICLEI suggests approximately 15% (maximum) of the EIE solar capacity (kW) is feasible by 2030 and an additional 50% is achievable by 2050 for a total of 65% installed solar capacity by 2050. ¹¹ Because Google provides rooftop solar potential by roof orientation, it is assumed all flat roof orientations are non-residential. This results in a split of 48% residential and 52% non-residential for all rooftop solar potential in El Paso County.
Evaluate Sustainable Waste Management Practices	35,061	151,932	<ul style="list-style-type: none"> – 90% diversion from landfills by 2050 	The 90% diversion rate assumption is based on the definition of zero waste from the Zero Waste International Alliance where an entity must achieve at least 90% waste diversion from landfills, incinerators, and the environment. ¹² Austin has committed to Zero Waste (or 90% diversion) by 2040 and Dallas has committed to Zero Waste by 2060. These two example goals from other Texas communities were used to establish an initial milestone for the El Paso region when evaluating the potential GHG reduction impact from this priority measure; reductions from this measure are based on a goal of 90% diversion by 2050 through this PCAP measure. ¹³ It is assumed that the El Paso MSA's 2019 diversion rate is approximately 20%. ¹⁴

⁹ RMI, 2024, <https://rmi.org/wp-content/uploads/2020/06/Emissions-Results-1.pdf>

¹⁰ Google, "Google Environmental Insights Explorer - Make Informed Decisions," accessed February 19, 2024, <https://insights.sustainability.google/>.

¹¹ ICLEI, "Google EIE Solar Data Directions," 2024, https://docs.google.com/spreadsheets/d/1Iro5nH-PjBWo9c5S1pWQVbRCffNu9KnANsyU_s7avfg/edit#gid=491852764

¹² Zero Waste International Alliance, "Zero Landfill is Not Zero Waste," 2024, <https://zwia.org/zero-landfill-is-not-zero-waste/>.

¹³ Maria Rachal, Cole Rosengren, and Julia Himmel, "Mapping Zero Waste Cities: Where Local Governments Are Pursuing Waste Prevention and Diversion," WasteDive, December 22, 2022, <https://www.wastedive.com/news/zero-waste-cities-us-goal-tracker/635401/?epa-regions=region-6>.

¹⁴ Recycle Nation, "Recycling Profile: El Paso, TX," 2024, <https://recyclenation.com/2013/05/recycling-profile-el-paso-texas/#:~:text=El%20Paso's%20curbside%20recycling%20program,leaving%20much%20room%20to%20improve.>

PCAP Priority Measure	Cumulative GHG Reductions (MTCO _{2e}) 2025-2030	Cumulative GHG Reductions (MTCO _{2e}) 2025-2050	Primary Implementation Assumptions	Implementation Reasoning and Data Sources
Support the Electric Vehicles Transition	522,718	753,553	<ul style="list-style-type: none"> 70% of gasoline VMT and 76% of diesel VMT is electric by 2050 	Assumptions on EV adoption by 2050 are from the 2023 BloombergNEF Electric Vehicle Outlook Economic Transition Scenario (an international forecasting scenario that is driven by techno-economic transportation and market forces and assumes no new policies or regulations enacted). ¹⁵ Assumptions for current levels of EV adoption are from the International Energy Agency (IEA) Global EV Outlook. ¹⁶
Optimize Freight Transportation	14,524	43,768	<ul style="list-style-type: none"> Up to 8% of freight emissions can be reduced due to trip optimization by 2050 	El Paso MSA freight emissions were estimating using the EPA State Inventory Tool vehicle type mixes. ¹⁷ Using this tool's assumptions, it was estimated that 88.7% of all El Paso MSA's diesel vehicles' VMT are the Heavy-Duty vehicle class and 95% of those VMT are trucks (i.e., freight). The assumption for maximum freight emissions reduction of 8% comes from a UC Davis study on optimizing freight fuel consumption and emissions. ¹⁸
Promote Sustainable Food Production and Distribution	<i>Included elsewhere</i>	<i>Included elsewhere</i>	<ul style="list-style-type: none"> Reductions from this measure are embedded within the Waste, Freight, and Buildings measures and not reproduced here to avoid double counting 	NA

¹⁵ BloombergNEF, "Electric Vehicle Outlook 2023," 2023, https://assets.bbhub.io/professional/sites/24/2431510_BNEFElectricVehicleOutlook2023_ExecSummary.pdf.

¹⁶ IEA, "Trends and Developments in Electric Vehicle Markets – Global EV Outlook 2021 – Analysis," IEA, 2021, <https://www.iea.org/reports/global-ev-outlook-2021/trends-and-developments-in-electric-vehicle-markets>.

¹⁷ USEPA, "State Inventory and Projection Tool," February 5, 2024, <https://www.epa.gov/statelocalenergy/state-inventory-and-projection-tool>.

¹⁸ Filipe Vital and Petros Ioannou, "Optimizing Fuel Consumption and Pollutant Emissions in Truck Routing with Parking Availability Prediction and Working Hours Constraints," March 1, 2022, <https://doi.org/10.7922/G2S75DPP>.



Environmental Protection Agency (EPA) | Climate Pollution Reduction Grant (CPRG)

El Paso Regional Climate Action Plan

Priority Climate Action Plan

Appendix B: Community Input

Community Input

The PCAP was developed through a community driven process. The PCAP team gathered feedback from community members across El Paso and Hudspeth counties to identify ways to reduce climate pollution across different sectors. To solicit input from community members, particularly residents of low-income and disadvantaged communities (LIDACs), the City of El Paso hosted a bilingual survey and an open house at a community center located in a LIDAC. In addition, the City of El Paso shared an overview of the PCAP on its website and hosted two community listening sessions to discuss the priority measures. The City of El Paso then presented an overview of the PCAP in a City Council work session that was open to the public.

Open House

The PCAP team collected feedback from the community during an open house held on January 24, 2024. The open house took place at the Chamizal Community Center and Library, located in one of the region's LIDACs. The PCAP team provided a children's area with custom coloring sheets, refreshments, and bilingual staff. Approximately 95 community members attended this come-and-go style gathering. Through this open house, the public helped the PCAP team determine focus areas and expressed preferences about which community benefits to prioritize.

Open House Boards

Feedback was collected through an interactive exercise. Participants stuck dots and sticky note comments on activity boards in response to prepopulated questions. The information boards and feedback boards are included at the end of this section. Questions included:

- **What category of projects should we focus on?** (Dot exercise)
 - Hiking, Biking, Walking
 - Electric Vehicles
 - Public Transportation/Biking/Walking
 - Building and Facility Energy Efficiency
 - Renewable Energy
 - Waste, Water, and Materials Management
 - Removing Carbon from the Air by Planting Trees
 - Agricultural Sector
 - Freight Transportation and Idling
 - Other (write in)

- **What community benefits should we prioritize?** (Dot exercise)
 - Create High-Quality Jobs
 - Decrease Energy Costs
 - Enhance Community Engagement and Capacity Building
 - Improve Access to Services/Amenities
 - Improve Air Quality/A More Healthy Community
 - Increase Access to Public Transportation and Biking/Walking Infrastructure

- Increase Access to Green Spaces
 - Being Better Prepared to Climate Change Impacts such as Extreme Heat, Drought, Floods. Etc.
 - Improve Housing Quality, Comfort and Safety
 - Reduce Noise Pollution
 - Other (write in)
-
- **Share your ideas for reducing climate pollution in the next 10 years. What Projects do should we pursue?** (Sticky note activity)

 - **What questions or concerns do you have about the region's potential climate projects?** (Sticky note activity)

ABOUT THE CLIMATE ACTION PLAN

ACERCA DEL PLAN DE ACCIÓN CLIMÁTICO

COMPONENTS OF EL PASO REGIONAL CLIMATE ACTION PLAN

COMPONENTES DEL PLAN DE ACCIÓN CLIMÁTICA REGIONAL DE EL PASO

EPA'S CLIMATE POLLUTION REDUCTION GRANTS / SUBVENCIONES DE REDUCCIÓN DE CONTAMINACIÓN CLIMÁTICA DE LA EPA

1 EPA Deliverable 1 / Entregable de EPA 1	2 EPA Deliverable 2 / Entregable de EPA 2	3 EPA Deliverable 3 / Entregable de EPA 3
<p>Priority Climate Action Plan (PCAP) Due March 1st 2024</p> <ul style="list-style-type: none"> • PCAP will include implementation-ready projects that reduce greenhouse gas emissions and provide other community benefits • Projects will benefit low-income and disadvantaged communities 	<p>Comprehensive Climate Action Plan (CCAP) Due Summer/Fall 2025</p> <ul style="list-style-type: none"> • CCAP will include actions to reduce greenhouse gas emissions from multiple sources, such as building energy use, transportation, solid waste, and industry • CCAP will also include near-term and long-term greenhouse gas reduction goals and projections. 	<p>Status Report Due Fall 2027</p> <ul style="list-style-type: none"> • Status Report will evaluate implementation progress on PCAP and CCAP actions, update action analysis, and outline next steps on action implementation
<p>Plan de Acción Climática Prioritario (PCAP) Fecha límite: 1ero de marzo del 2024</p> <ul style="list-style-type: none"> • La PCAP incluirá proyectos listos para su ejecución que reducirán las emisiones de gases de efecto invernadero y ofrecerá otros beneficios comunitarios. • Los proyectos beneficiarán a comunidades desfavorecidas y de bajos ingresos. 	<p>Plan Integral de Acción Climática (CCAP) Fecha límite: Verano del 2025</p> <ul style="list-style-type: none"> • CCAP incluirá acciones para reducir las emisiones de gases de efecto invernadero de múltiples fuentes, como el uso energético de edificios, transporte, desechos sólidos, e industria. • CCAP también incluirá objetivos de reducción de gases de efecto invernadero a corto y largo plazo. 	<p>Informe de Situación Actual Fecha límite Otoño del 2027</p> <ul style="list-style-type: none"> • El Informe de Situación Actual evaluará los avances en la aplicación de las medidas del PCAP y el CCAP, análisis de las acciones de actualización, y determinar los siguientes pasos.

ADAPTATION STRATEGIES AND CLIMATE RISKS

ESTRATEGIAS DE ADAPTACIÓN Y RIESGOS CLIMÁTICOS






Adaptation Strategies and Climate Risks

- El Paso's Regional Climate Action Plan will also evaluate climate adaptation
- Adaptation plans are strategic documents that identify strategies to help communities, organizations, and regions adapt to climate change impacts, like extreme heat, flooding, drought, and worsened air quality

Plan de Adaptación y Riesgos Climáticos

- El plan de acción climática regional de El Paso también evaluará la adaptación climática.
- Los planes de adaptación son documentos estratégicos que identificarán estrategias para ayudar a comunidades, organizaciones y regiones a adaptarse a los efectos del cambio climático como temperaturas extremas, inundaciones, sequía, y empeoramiento de la calidad del aire.

BENEFITS OF A REGIONAL CLIMATE ACTION PLAN / BENEFICIOS DE UN PLAN DE ACCIÓN CLIMÁTICA REGIONAL

<p>Improved Air Quality Mejora de la Calidad de Aire</p> 	<p>Enhance Equity Aumentar la Equidad</p> 	<p>Improved Public Health Outcomes Mejores Resultados en Salud Pública</p> 	<p>Reduce Energy Cost Reducir el Costo Energético</p> 	<p>Improve Regional Resilience Mejorar la Resistencia Regional</p> 
---	--	---	--	---



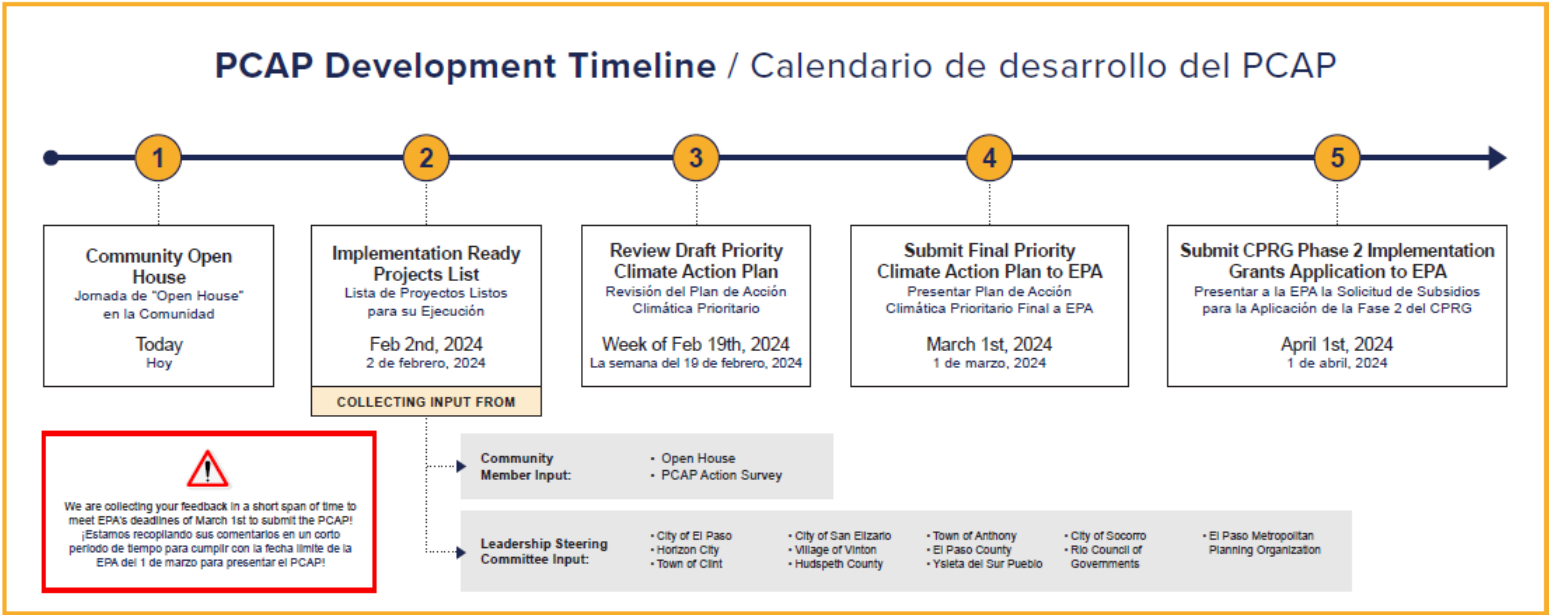
EL PASO REGIONAL CLIMATE ACTION PLAN
EL PASO PLAN DE ACCIÓN CLIMÁTICA REGIONAL

EPA'S CLIMATE POLLUTION REDUCTION GRANTS
PRIORITY CLIMATE ACTION PLAN OPEN HOUSE
SUBVENCIONES DE REDUCCIÓN DE CONTAMINACIÓN CLIMÁTICA DE LA EPA
JORNADA DE PUERTAS ABIERTAS DEL PLAN DE ACCIÓN CLIMÁTICA

PRIORITY CLIMATE ACTION PLAN (PCAP)

PLAN DE ACCIÓN CLIMÁTICA PRIORITARIO (PCAP)

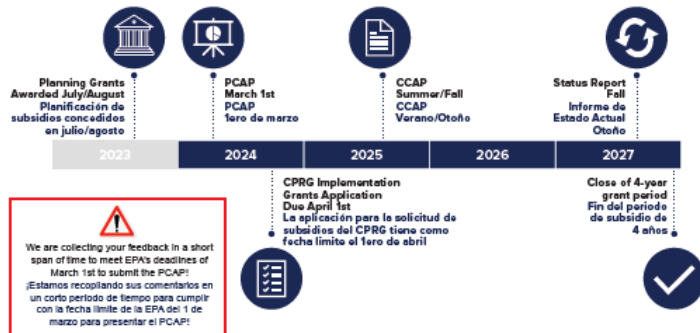
<p>Projects included in Priority Climate Action Plan (PCAP) can pursue Environmental Protection Agency (EPA) implementation grant funding</p> <p>PCAP is due EPA on March 1st – this plan will include implementation-ready projects in El Paso region that provide <u>greenhouse gas reductions</u> and <u>other community benefits</u></p> <p>EPA will provide \$4.6 billion in competitive grants – grant applications are due April 1st</p> <p>Individual projects in PCAP can pursue up to \$500 million in grant funding for project implementation</p>	<p>Proyectos incluidos en el Plan de Acción Climática Prioritario (PCAP) pueden optar a un subsidio de la agencia de protección del medio ambiente (EPA)</p> <p>El PCAP debe presentarse a la EPA el 1ero de marzo - este plan incluirá proyectos listos para su ejecución que reducirán las <u>emisiones de gases de efecto invernadero</u> y <u>ofrecerá otros beneficios comunitarios</u>.</p> <p>EPA proporcionará \$4.6 billones de dólares en subsidios competitivos- las aplicaciones vencen el 1ero de abril.</p> <p>Proyectos individuales en PCAP pueden solicitar hasta \$500 millones de dólares en subsidios para la ejecución de proyectos.</p>
---	---



EPA PROGRAM TIMELINES + DELIVERABLES

CRONOLOGÍA DEL PROYECTO + ENTREGABLES DEL PROGRAMA DE EPA

Timeline / Cronología del proyecto



Future Project Steps / Pasos Futuros del Proyecto

- Develop detailed regional greenhouse gas emissions inventory and projections / Elaborar un inventario regional detallado de las emisiones de gases de efecto invernadero y proyecciones al respecto
- Set near- and long-term greenhouse gas reduction goals / Fijar objetivos de reducción de gases de efecto invernadero a corto y largo plazo
- Prepare climate vulnerability assessment / Preparar una evaluación de la vulnerabilidad climática
- Discuss and select regional long-term climate actions / Discutir y seleccionar acciones climáticas regionales a largo plazo
- Evaluate community benefits from climate action / Evaluar los beneficios comunitarios de la acción climática
- Continue public engagement throughout project / Continuar la participación pública a lo largo del proyecto

A Regional Approach / Un Enfoque Regional

- 10** Municipalities / Municipalidades
- 02** Counties / Condados
- 05** International ports of entry / puertos de entrada internacionales
- 15** Census-designated places + unincorporated communities / lugares designados por el censo + comunidades no incorporadas

Source: CEOT Map IV © Paso Region

How to Stay Involved / Cómo Seguir Participando

Sign up to our Newsletter!
 Suscríbese a nuestro boletín de noticias!

Take our survey!
 ¡Responde nuestra encuesta!

English / Ingles Spanish / Español

What Category Of Projects Should We Focus On? ¿En qué categoría de proyectos debemos centrarnos?

ADD A DOT / AÑADIR UN PUNTO

Hiking, Biking, Walking / Senderismo, Ciclismo, Caminatas	Electric Vehicles / Vehículos Eléctricos
Public Transportation/Biking/Walking / Transporte Público/Ciclismo/ Caminatas	Building and Facility Energy Efficiency / Eficiencia Energética de Edificios e Instalaciones
Renewable Energy / Energía Renovable	Waste, Water, and Materials Management / Gestión de Residuos, Agua y Materiales
Removing Carbon From the Air by Planting Trees / Eliminar Carbono del Aire Plantando Árboles	Agricultural Sector / Sector Agrícola
Freight Transportation and Idling / Transporte de Mercancías y Transporte Inactivo	
Other (Add a sticky note) / Otro (Añadir Una Nota)	

What Community Benefits Should We Prioritize? ¿Qué beneficios comunitarios debemos priorizar?

ADD A DOT / AÑADIR UN PUNTO

Create High-Quality Jobs / Crear Empleos de Calidad	Decrease Energy Costs / Reducir el Costo de Energía
Enhance Community Engagement and Capacity Building / Mejorar el Compromiso de la Comunidad y la Capacidad Dentro de los Edificios	Improve Access to Services / Amenities / Mejorar el Acceso a los Servicios/Instalaciones
Improve Air Quality/A More Healthy Community / Mejorar la Calidad de Aire/ Una Comunidad Más Sana	Increase Access to Public Transportation and Biking/Walking Infrastructure / Mejorar el Acceso a Transporte Público y Ciclismo/Infraestructura Peatonal
Increase Access to Green Spaces / Mejorar Acceso a los Espacios Verdes	Being Better Prepared to Climate Change Impacts such as Extreme Heat, Drought, Floods, etc. / Estar Mejor Preparados para los Efectos del Cambio Climático, Como Temperaturas Extremas, Sequía, Inundaciones, etc.
Improve Housing Quality, Comfort, and Safety / Mejorar la Calidad, el Bienestar y la Seguridad de las Viviendas	Reduce Noise Pollution / Reducir la Contaminación Sonora
Other (Add a sticky note) / Otro (Añadir Una Nota)	

Share Your Ideas For Reducing Climate Pollution In The Next 10 Years. What Projects Should We Pursue?
Comparta sus ideas para reducir la contaminación climática en los próximos 10 años. ¿Qué proyectos deberíamos realizar?

ADD A STICKY NOTE / INCLUYA UNA NOTA

Hiking, Biking, Walking / Senderismo, Ciclismo, Caminatas

Electric Vehicles / Vehículos Eléctricos

Public Transportation/Biking/Walking / Transporte Publico/Ciclismo/ Caminatas

Building and Facility Energy Efficiency / Eficiencia Energética de Edificios e Instalaciones

Renewable Energy / Energía Renovable

Waste, Water, and Materials Management / Gestión de Residuos, Agua y Materiales

Removing Carbon From the Air by Planting Trees / Eliminar Carbono del Aire Plantando Árboles

Agricultural Sector / Sector agrícola

Freight Transportation and Idling / Transporte de Mercancías y Transporte Inactivo

Know of any ready to go projects that should be included in the PCAP? Let us know!
/ ¿Conoce algún proyecto listo para ser incluido en el PCAP? Háganoslo saber!



EL PASO REGIONAL CLIMATE ACTION PLAN
EL PASO PLAN DE ACCIÓN CLIMÁTICA REGIONAL

EPA'S CLIMATE POLLUTION REDUCTION GRANTS
PRIORITY CLIMATE ACTION PLAN OPEN HOUSE
SUBVENCIONES DE REDUCCIÓN DE CONTAMINACIÓN CLIMÁTICA DE LA EPA
JORNADA DE PUERTAS ABIERTAS DEL PLAN DE ACCIÓN CLIMÁTICA



WHAT QUESTIONS OR CONCERNS DO YOU HAVE ABOUT THE REGION'S POTENTIAL CLIMATE PROJECTS?

¿QUÉ PREGUNTAS O DUDAS TIENE SOBRE LOS POSIBLES PROYECTOS CLIMÁTICOS DE LA REGIÓN?

ADD A STICKY NOTE / INCLUYA UNA NOTA



EL PASO REGIONAL CLIMATE ACTION PLAN
EL PASO PLAN DE ACCIÓN CLIMÁTICA REGIONAL

EPA'S CLIMATE POLLUTION REDUCTION GRANTS
PRIORITY CLIMATE ACTION PLAN OPEN HOUSE
SUBVENCIONES DE REDUCCIÓN DE CONTAMINACIÓN CLIMÁTICA DE LA EPA
JORNADA DE PUERTAS ABIERTAS DEL PLAN DE ACCIÓN CLIMÁTICA



IMPORTANT TERMS TO KNOW

TÉRMINOS IMPORTANTES

El Paso Metropolitan Statistical Area (MSA) – The regional Climate Action Plan will include communities in El Paso County and Hudspeth County.

EPA – U.S. Environmental Protection Agency. The mission of EPA is to protect human health and the environment. They do this by developing and enforcing regulations, providing grants, studying environmental issues, sponsoring partnerships, teaching people about the environment and publishing information. Visit EPA: epa.gov

EPA's Climate Pollution Reduction Grant (CPRG) – 2022 Inflation Reduction Act (IRA) established Climate Pollution Reduction Grants (CPRG) Program. For the Phase 1 Planning Grants the El Paso MSA was awarded \$1 million to develop a regional climate action plan. This comprises of three deliverables the Priority Climate Action Plan, the Comprehensive Climate Action Plan, Status Report. In CPRG Phase 2 Implementation Grants, EPA has \$4.6 billion budget to award individual projects identified in PCAPs. Individual projects are eligible for up to \$500 million for implementation and selection of projects are competitive and based on Notice of Funding Opportunity criteria. Applications are due April 1st.

PCAP – Priority Climate Action Plan (PCAP) EPA CPRG Deliverable 1 PCAP will include implementation-ready projects that reduce greenhouse gas emissions and provide other community benefits. Projects will benefit low-income and disadvantaged communities.

CCAP – Comprehensive Climate Action Plan (CCAP) EPA CPRG Deliverable 2 CCAP will include actions to reduce greenhouse gas emissions from multiple sources, such as building energy use, transportation, solid waste, and industry. CCAP will also include near-term and long-term greenhouse gas reduction goals.

Status Report – EPA CPRG Deliverable 3 Status Report will evaluate implementation progress on PCAP and CCAP actions, update action analysis, and outline next steps on action implementation

Adaptation Strategies - El Paso's Regional Climate Action Plan will also evaluate climate adaptation. Adaptation plans are strategic documents that identify strategies to help communities, organizations, and regions adapt to climate change impacts, like extreme heat, flooding, drought, and worsened air quality.

GHG – Greenhouse gases (also known as GHGs) are gases in the earth's atmosphere that trap heat. During the day, the sun shines through the atmosphere, warming the earth's surface. At night the earth's surface cools, releasing heat back into the air. But some of the heat is trapped by the greenhouse gases in the atmosphere

Air Quality – Air quality is the level of cleanliness and suitability of air for humans, animals, and plants. Good air quality is free of harmful substances.

Carbon Removal – The process of capturing carbon dioxide (CO2) from the atmosphere and storing it for decades or centuries. This can be through natural means such as sequestering carbon through planting trees or mechanical means.

Low Income and Disadvantage Community (LIDAC) – Low-income and disadvantaged communities (LIDACs) are areas that suffer from a combination of economic, health, and environmental burdens. The EPA's Climate and Economic Justice Screening Tool (CEJST) is a geospatial mapping tool that identifies areas across the nation where communities are faced with significant burdens.

Paso Del Norte Community Climate Collaborative PDN C3 - An institutional/interagency stakeholder framework capable of maintaining transparency, collaboration and accountability in the delivery of outcomes. Consists of the Leadership Steering Committee and other partners.

Área estadística metropolitana de El Paso - El plan regional de acción por el clima incluirá comunidades del condado de El Paso y del condado de Hudspeth.

EPA - Agencia de Protección del Medio Ambiente de EE.UU. La misión de la EPA es proteger la salud humana y el medio ambiente. Lo hacen elaborando y aplicando normativas, concediendo subvenciones, estudiando cuestiones medioambientales, patrocinando asociaciones, enseñándole a la gente sobre el medio ambiente y publicando información. Visite la EPA: epa.gov

Subsidio para la reducción de la contaminación climática de EPA (CPRG) - La Ley de Reducción de la Inflación de 2022 (IRA) estableció el Programa de Subvenciones para la Reducción de la Contaminación Climática (CPRG). Para las subvenciones de planificación de la fase 1, el área metropolitana de El Paso recibió un millón de dólares para desarrollar un plan regional de acción climática. Este plan consta de tres elementos: el Plan de Acción Climática Prioritaria, el Plan de Acción Climática Integral y el Informe de Situación Actual. En las subvenciones para la aplicación de la fase 2 del CPRG, la EPA dispone de un presupuesto de 4.600 millones de dólares para conceder proyectos individuales identificados en los PCAP. Los proyectos individuales pueden recibir hasta 500 millones de dólares para su aplicación y la selección de los proyectos es competitiva y se basa en los criterios del Aviso de Oportunidad de Financiación. El plazo de presentación de solicitudes finaliza el 1 de abril.

PCAP- Plan de Acción Climática Prioritario (PCAP) incluirá proyectos listos para su ejecución que reduzcan las emisiones de gases de efecto invernadero y que proporcionen otros beneficios a la comunidad. Los proyectos beneficiarán a las comunidades desfavorecidas y de bajos ingresos.

CCAP- Plan Integral de Acción Climática (CCAP) El CCAP incluirá acciones para reducir las emisiones de gases de efecto invernadero procedentes de múltiples fuentes, como el uso energético de los edificios, el transporte, los residuos sólidos y la industria. El CCAP también incluirá objetivos de reducción de gases de efecto invernadero a corto y largo plazo.

Informe de Estado Actual - El entregable 3 del CPRG de la EPA evaluará los avances en la aplicación de las medidas del PCAP y el CCAP, actualizará el análisis de las medidas y describirá los próximos pasos en la aplicación de las medidas.

Estrategias de adaptación - El Plan de Acción Climática Regional de El Paso también evaluará la adaptación al clima. Los planes de adaptación son documentos estratégicos que se identifican para ayudar a las comunidades, organizaciones y regiones a adaptarse a los impactos del cambio climático, como el calor extremo, las inundaciones, la sequía y el empeoramiento de la calidad del aire.

GHG- Gases de efecto invernadero (también conocido como GHG) Los gases de efecto invernadero (también conocidos como GEI) son gases presentes en la atmósfera terrestre que atrapan el calor. Durante el día, el sol atraviesa la atmósfera y calienta la superficie terrestre. Por la noche, la superficie terrestre se enfría y libera calor al aire. Pero parte del calor queda atrapado por los gases de efecto invernadero de la atmósfera.

Calidad de aire - La calidad del aire es el nivel de limpieza y estabilidad del aire para las personas, los animales y las plantas. Un aire de buena calidad está libre de sustancias dañinas.

Eliminación de carbono - El proceso de capturar dióxido de carbono (CO2) de la atmósfera y almacenarlo durante décadas o siglos. Puede ser por medios naturales, como el almacenamiento de carbono mediante la plantación de árboles, o por medios mecánicos.

Comunidad desfavorecida y de bajos ingresos(LIDAC) - Las comunidades de bajos ingresos y desfavorecidas (LIDAC) son zonas que sufren una combinación de cargas económicas, sanitarias y medioambientales. La Herramienta de Evaluación de la Justicia Climática y Económica (CEJST, por sus siglas en inglés) de la EPA es una herramienta de cartografía geoespacial que identifica zonas de todo el país donde las comunidades se enfrentan a cargas significativas.

Colaboración climática comunitaria Paso del Norte PDN C3 - Un marco institucional/interinstitucional de las partes interesadas capaz de mantener la transparencia, la colaboración y la responsabilidad en la obtención de resultados. Formado por el Comité Directivo de Liderazgo y otros socios.



EL PASO REGIONAL CLIMATE ACTION PLAN
EL PASO PLAN DE ACCIÓN CLIMÁTICA REGIONAL

EPA'S CLIMATE POLLUTION REDUCTION GRANTS
PRIORITY CLIMATE ACTION PLAN OPEN HOUSE
SUBVENCIONES DE REDUCCIÓN DE CONTAMINACIÓN CLIMÁTICA DE LA EPA
JORNADA DE PUERTAS ABIERTAS DEL PLAN DE ACCIÓN CLIMÁTICA



Open House Write-in Responses

Tables B-1 and B-2 include all responses attendees provided on the open house feedback boards.

Table B-1. Open House Write-in Responses for Open Ended Questions: Share your ideas for reducing climate pollution in the next 10 years. What Projects do should we pursue?

Share your ideas for reducing climate pollution in the next 10 years. What Projects do should we pursue?
Hiking, Biking, Walking
<ul style="list-style-type: none"> • Work with local organizations, like BMBA, to promote trail use (stop selling desert as worthless land) • Close one lane of scenic (west to east) permanently bike and ped for transit and recreation), and McKelligon. • Better connectivity, shared walkways • Maintain trails, clean bike lanes • Have safer roads for people who use bicycles and walk in the streets have lights • Downtown is the only walkable part of the city. Encourage downtown landlords to install more shade awnings. • Focus on more walkable/15-minute communities, especially in Lower Valley.
Electric Vehicles
<ul style="list-style-type: none"> • Electric public transportation vehicles • Ride share • Hybrids in 10 years, Electric? 20-25 • More charging stations to encourage these.
Public Transportation/Biking/Walking
<ul style="list-style-type: none"> • Lighter (and possibly) more reflective street and highway surfaces. Huge source of heat! • Invest in safe bike lanes and free public transit • Alternative mass transit or light rail --> urban cable transit (See Wire One in Austin - Argo Design), fewer buses, less expensive than trolley, runs more frequently/later than buses • Increase public transit utilization, implement hub and spoke routes with more frequent service; if public transit is reliable, it will be easier to use • Implement 2016 bicycle plan and fund trail project (bike trail from NM to Hudspeth County) • Remove mandatory parking minimums from city code • Make rail and frequent BRT (dedicated lanes!) • Pedestrian oriental design • Trolleys are real estate investment tools NOT transportation tools. Electric buses are cheaper & more flexible • El clima esta muy contaminado por los vehiculos de trasiego de los puentes de transporte comercial y vehiculos (the climate is very contaminated due to the racking of transportation bridges used by commerical vehicles) • Dedicated bus lanes. Please no \$\$\$ trolley. • City spends a lot of money on bike lanes and they are never used. Put them in streets that do not affect motor traffic. • Dedicated bus and bike lanes; education campaign. Increase access to buses to encourage use over cars.

Building and Facility Energy Efficiency
<ul style="list-style-type: none"> • If there are zoning rules for parking spaces per built unit, eliminate or reduce them. Heat off parking surfaces and storm runoff • Encourage white roof tops. • Solar programs for schools and government buildings. • More money --> Project Bravo has great house efficiency programs and skills • White roof for commercial buildings. • Reduce parking factor count.
Renewable Energy
<ul style="list-style-type: none"> • Get the solar roof sales (rip-off artists) under control • Public planning of electric shutoffs --> income grading of electric bills (see water, Philadelphia) • Improve building insulation for better energy-use and efficiency • Divest from fossil fuels, hold corporations/politicians accountable to their direct, active contribution to climate change here in EP • LEED is expensive. The City should have an internal LEED-like rating system. • Encourage and incentivize renewable energy, especially in Lower Valley.
Waste, Water, and Materials Management
<ul style="list-style-type: none"> • EP Water get back to (outdoor) water conservation programs • Public Planning of minimize water shutoffs. Income test water bills (Philadelphia has this.) • Shovel ready bioswale or other stormwater retrofit projects? • All you have to do is allow more recycling w/o city monopoly • Community compost! • Big store waste redistribution! Ban on waste from Walmart, Home Depot they pollute our air by overproducing & then toss things! Cant even dumpster dive then they have locks! • Converting ammonia into a high grade organic or green fertilizer instead of burying it underground • LANDFILL recycling (metals, scavenging) • Work with Dirt y Girl Composting to implement citywide composting program
Removing Carbon from the Air by Planting Trees Agricultural Sector
<ul style="list-style-type: none"> • Planting trees great idea, too bad we can't afford the water to make them grow. • We need more native trees (look at Tucson), but not effective at removing CO2. Reduce CO2 at refinery. • Native veg areas, more xenic "green space." Native shade trees, use trees for heat management. • Make sure that we plant local flora to reduce water usage, restore historical seed banks of native flora, and provide refuge/flood for wildlife. • Street trees in all parkways all trees in parking lots • Community garden • If so, then these trees should be planted at mountains that can naturally support new trees. I.E. Ruidoso
Agricultural Sector
<ul style="list-style-type: none"> • Encourage future agricultural projects to have operations foster havens for local flora/fauna • BuildingBackWetter.org:- 54% of water goes to agriculture, 26% landscaping, 19% indoor, 3% other • Encourage local farmers to plan and grow native species.

Freight Transportation and Idling
<ul style="list-style-type: none">• Take trucks out of BOTA• Reroute the trucks• Sponsor more CBP officers.
Other
<ul style="list-style-type: none">• Collaborative mural "singing tree"• Branches to roots (ecoelpaso.org) tree propagation & stewardship• Eco-consciousness eco education eco-crafts• Timebank, offers & needs markets• Library of things (share more buy less)• Modify zoning to create more density.• Putting solar panels on canals (Prevent water evap - like California)• Solar panels on parking lot shade structures. Ex: Hoppy Monk

Table B-2. Open House Write-in Responses for Open Ended Questions: What questions or concerns do you have about the region's potential climate projects?

What questions or concerns do you have about the region's potential climate projects?
Tested, effective communication programs for heat emergencies --> we need best practices for Spanish-speaking poor, low education, immigrant, etc. Heat outreach
Frame info as how it benefits the average taxpayer
Create long-term change with teeth, cumulative impact policy for EJ communities
Collect methane from trash dumps?
Quality of water
Prevent freeway widening projects, reduce refinery emissions
Massive outreach and public education on the problem, solutions, options, involvement
We must incentivize a just and equitable transition for all communities to be well off as we are transitioning away from fossil fuels; don't let the fossil fuel industry influence policy
Smart streets: stop building roads, reduce road size (road diets!), don't widen I-10
Income-based utility billing for electric and water
Is no fare public transit or increased frequency a shovel-ready project or education and outreach
Is our recycling program worth it or should we scrap it and put the money in a better, more effective place?
Just money for the just transition
Make sure that you take this out to Mission Valley and provide this information
For the sake of transparency, will community meetings include both regular citizens and businesses (chambers)? Conducting meetings where businesses are separate from regular residents is a concern. Hosting meetings only with business (who are also part of the community), would bring up questions about transparency. The hope is that regular residents and business convene in the same spaces/meetings and have equal opportunity to provide feedback. Please give considerations to meeting times. Holding meetings during workdays excludes regular residents.
How will the overall long-term plan include binational efforts to include Mexico?
How will representative community engagement be ensured? Different areas of the city should be included.
The city needs to foster projects for rewilding efforts to reinforce resilience in the local ecosystems that will make us weather the effects of climate change.
Alternative economics
Financial gains should benefit community
Incorporating projects & education into schools! K-12 & higher ed projects!
Increase stem education w/ community findings; reduce any profitability and re-invest into the young engineers!

Provide education project
How is this going to affect the economy?
How would you control air quality control in border towns?
Create projects to allow for more mobility for the higher poverty areas, i.e. Fabens/Tornillo
Create jobs within these projects that allow for generational growth financially, i.e. jobs that encourage younger poverty strive kids to join/be a member of STEM
Regulate Polluters! Refinery, Marathon...
Will you/ the city address environmental justice with this funding? How will cumulative impacts be considered?
There seems to be a misguided effort in increasing solar panel. It's expensive and has a short life of 15 years. Money should be spent in adding insulation to existing builds as to actually save electricity.
Designing an equity strategy for implementation process so all participating jurisdictions benefit, not just city of EP.
How will these projects be monitored to ensure improvement of climate pollution reduction?
How to increase public participation by closing the digital divide?
Sticky note states "Please see idea", with a flyer attached to it saying "Veterans and Community Growing in Bliss. If interested, contact [contact info redacted]"
A little less talk (planning), more action- Elvis

Bilingual Community Survey

For residents unable to attend the open house, bilingual meeting materials and videos were uploaded to the City of El Paso's website along with links to surveys to collect feedback on the same topics discussed at the open house: project focus areas and preferred community benefits. The online survey was also distributed via the City of El Paso's social media channels and received, in less than three weeks, more than 640 responses with 595 responding to the English survey and 47 responding to the Spanish survey. Responses from the survey have been summarized in this [dashboard for the public](#). Tables B-3 and B-4 show responses from the community to open ended questions on the English and Spanish surveys, respectively.

Survey Instrument

Priority Climate Action Plan - Community Survey (English)

The City of El Paso and their regional partners have been awarded \$1 million to develop a Climate Action Plan through the Environmental Protection Agency's (EPA's) Climate Pollution Reduction Grants (CPRG). The three deliverables expected by the EPA are:

Priority Climate Action Plan (PCAP) – Due March 1st

Comprehensive Climate Action Plan – Due Summer/Fall 2025

Status Report – Due Fall 2027

This Climate Action Plan will serve El Paso County and Hudspeth County. Find more information on the Climate Pollution Reduction Program here: [Climate Pollution Reduction Grants | US EPA](#).

The PCAP will include 'implementation-ready' or 'ready -to -go' projects that reduce greenhouse gas emissions and provide other community benefits, including benefits to low-income and disadvantaged communities. Once the PCAP is submitted on March 1st, the region will be eligible to pursue EPA's CPRG Implementation Grants, which are due April 1st. Individual projects are eligible for up to \$500 million for implementation. Selection of projects are competitive and based on EPA criteria.

Projects or programs eligible for EPA's CPRG Implementation Grants can address regional emissions sources including:

- Transportation (includes vehicles, infrastructure, and land use)
- Industrial
- Electric Power Sector
- Commercial and Residential Buildings
- Agricultural (includes food security)

- Conservation, Restoration, and Urban Greening
- Waste, Water, and Materials Management

We request you to provide input on the types of projects to include in the PCAP, community benefits to prioritize, and implementation ready projects you would like to be included in the PCAP.

This survey should take no more than 5 minutes to fill out. Please fill this survey out by February 9th.

1. What is the zip code of your residence?:*

2. What category of projects should we focus on? (Choose up to six):*

Hiking, Biking, Walking

Electric Vehicles

Public Transportation

Building and Facility Energy Efficiency

Renewable Energy

Waste, Water, and Materials Management

Removing Carbon from the Air by Planting Trees

Agricultural Sector (including food security)

Freight Transportation and Idling

Other - Write In: _____

3. What community benefits should we prioritize? (Choose up to six):*

Create High-Quality Jobs

Decrease Energy Costs

- Enhanced Community Engagement and Capacity Building
- Improved Access to Services / Amenities
- Improved Air Quality / A More Healthy Community
- Increased Access to Public Transportation and Biking/Walking Infrastructure
- Increased Access to Green Spaces
- Being Better Prepared to Climate Change Impacts such as Extreme Heat, Drought, Floods, etc.
- Improved Housing Quality, Comfort, and Safety
- Reduced Noise Pollution
- Other - Write In: _____

4. Share your ideas for reducing climate pollution in the next ten years. What projects should we pursue? Sectors to prioritize can include those listed below.

- Hiking, Biking, Walking
- Electric Vehicles
- Public Transportation, Biking, Walking
- Building and Facility Energy Efficiency
- Renewable Energy
- Waste, Water, and Materials Management
- Removing Carbon from the Air by Planting Trees
- Agricultural Sector
- Freight Transportation and Idling
- (optional, maximum of 100 words):

5. Know of any ready to go projects that should be included in the PCAP? Let us know (Optional, maximum of 100 words):

6. What questions or concerns do you have about the region's potential climate projects? (Optional, maximum 100 words):

7. If you would like to keep in touch and be informed on future engagement with the CPRG program, please provide your contact information below (Optional):

- Name: _____
- Email: _____
- Address: _____

Thank You!

Thank you for taking the time to respond to this survey. Your feedback is greatly appreciated. For questions, please contact Dora Hernandez at HernandezDB1@elpasotexas.gov.

Table B-3. English Survey Responses to Open Ended Questions

Share your ideas for reducing climate pollution in the next ten years. What projects should we pursue? Sectors to prioritize can include those listed below. Hiking, Biking, Walking Electric Vehicles Public Transportation, Biking, Walking Building and Facility Energy Efficiency Renewable Energy Waste, Water, and Materials Management Removing Carbon from the Air by Planting Trees Agricultural Sector Freight Transportation and Idling (optional, maximum of 100 words):

- Establish community-driven recycling initiatives to encourage waste reduction. Educate residents about the benefits of recycling, provide accessible recycling centers. Empower local organizations to lead campaigns promoting responsible waste disposal and resource conservation. Introduce projects that enhance green spaces within the city, community gardens and parks. Engage residents in tree-planting programs to increase urban tree cover, improving air quality and fostering a sense of community well-being. Develop educational programs focused on climate change and pollution reduction. Collaborate with local schools, community centers, and businesses to raise awareness about sustainable practices, motivating individuals to make eco-friendly choices in their daily lives
- Increase Hiking, Biking, Walking trails and ensure they're accessible for those with disabilities. We have a large community with physical disabilities. My neighbors in wheelchairs struggle with sidewalks because they abruptly end on some streets. - Plan development with water capturing and have developers connect water runoff to city arroyos. - Control urban heating by limiting open areas of concrete, asphalt, and ban artificial turf. Use trees/native landscaping to improve these areas. Artificial turf statistically increases heat and can leak PFAS into ground water. - Increase solar by encouraging new housing & commercial construction to have solar panels.
- - Partner with local nurseries and organizations to promote and educate the planting and care of more regional, drought tolerant plants and trees. - Partner with local businesses and organizations to incentivize energy efficient and weatherization amenities for homes and businesses (ex: windows, doors, appliances, landscaping and irrigation). - Target a weatherization program for seniors and for home buyers who purchase older homes (ex. targeted zip codes, historic districts or houses built before a certain year).
- #1 Priority: Improve Public Transportation Renewable Energy Planting Trees Building and Facility Energy Efficiency
- * Efficient water use, conservation, and recycling of waste water
- * improve bike and ped infrastructure. Build at least everything from 2016 bike plan, Paso del Norte Trail with protected bike lanes. Reduce lane size in new roads. * remove mandatory parking minimums, add congestion pricing, add parking differential cost in city lots/spaces for large trucks/suvs, make public transit free & increase frequency/access. *add solar to public rooftops/parking areas. * crack down on idling of personal & commercial vehicles. * remove (hot!) asphalt wherever possible; limit size and number of lanes in any new road project or repaving. * plant drought tolerant shade trees for temp control
- `Have more green areas and more trees. `Promote and provide easier public transportation, specially to the communities that are further away from the center of town.
- 1. Enhance access to quick electric vehicle charging. 2. Create neighborhood vision board opportunities. 3. Collaborate with community partners to plant more trees in public spaces. 4. Advocate for solar potential and increased capacity + access. 5. Create presentations that communicate economic benefits to various markets that employ or could employ folks in El Paso.
- 1. Improve infrastructure: Work on enhancing existing public transportation infrastructure by building more bus stops, train stations, and bike lanes. This will make it easier for people to access public transportation options 2. Expand routes and frequency: Advocate for the expansion of public transportation routes to cover more areas and increase the frequency of buses or trains. This will make public transportation more convenient and attractive to commuters. 3. Encourage multi-modal transportation: Promote the use of multi-modal transportation by integrating different modes of transportation, such as buses walking. This will provide people with more options and flexibility in their daily
- 1. Invest moreover public transportation. Currently, I use my car because if take the bus to commute to my work it takes 2 hrs while in car 40 mins. And mostly the 2 hrs is waiting time just to get routes connection. 2. Waste and water recycling should be a priority in our area as we live in the desert, and water in a limited resource so we should improve our waste management.
- 1. Make Marathon Refinery remove toxins from emissions. 2. Water management. 3. Planting trees 4. Clean up vacant lots, infill with affordable housing. 5. Outlaw grass lawns 6. Clean medians, sidewalks of trash and weeds growing in cracks. 7. Help the elderly and disabled remove weeds and trash from property.

- 1. No to expanding I-10 2. Yes to removing and relocating the cargo/semis at the Bridge of the Americas to another bridge 3. Yes to using conveyor belt technology at the Ysleta POE 4. Yes to removing semis from I-10 5. Yes to free public transportation on the BOTA and other POEs and on I-10 6. Yes to the city joining the county in the contested case hearing against Marathon Refinery's air permit
- 1. Secured Golf Cart/Electric Cart only street lanes. 2. Registered electric cart use on certain streets at certain times of the day. 3. Less water use in the "Pocket Parks".
- A high speed monorail system that links El Paso's major transit centers making it easier to connect all of El Paso and making use of the monorail more attractive to commuters and shoppers as well as other locals who need to travel to other sections, reducing pollution and traffic congestion as well as giving some relief to vehicle insurance by reducing the number of accidents.
- A lot of this pollution lingers right on the border!!!
- Abandon the idea of electric vehicles. They use a lot of fossil fuels to power, strain the power grid, and deplete natural resources. Improve recycling services. Improve quality of water. Increase resources for residential gardening and self-sufficiency. Stop the use of toxic chemicals like glyphosate and mosquito sprays.
- Add more buses to San Elizario. Or make owning anything more affordable.
- Add more greenery.
- Adding to waste management to include bins for various recycling such as for aluminum, paper, food etc., like they do in other cities and even other countries.
- Address the extreme regional air pollution. The literal brown haze - it's gross. Partner with Ciudad Juarez.
- Affordable solar energy for housing complexes and residential. Bicycle rental and accessibility. Carpooling or transportation incentives by large employers. More telecommuting options where possible. Electric car tax reduction or buying incentives. Public tree and plant distribution with educational workshops. School tree and garden planting projects. Internships and stipends for students for climate action projects.
- Affordable, available, and accessible means of public transportation. The less people have to worry about driving, being late, gas, and/or insurance, the less we'd have to worry about.
- All good
- All new buildings should be energy efficient ie, light colored roofs and walls, motion sensor outdoor lights, solar panels.
- All parking lots that are open, black asphalt spaces should be covered with a Solar Panel roof and have wind turbines. This will provide shade for the cars preventing infant lock-in deaths, cool those lots while also providing distributed power. These lots should include shopping malls, colleges, high schools, the airport, community centers, athletic venues, and others.
- All the "contrails" that we all know are chemtrails...yeah, stop those. While we're at it get rid of the WEF...that should eliminate plenty of co2.
- Allow water to flow freely again TREES, trees curb heat, cleans the air naturally, provides shade to those without, encourages pollination. limit unnecessary construction Encouraging and adding in City Clean up events, get communities together to clean up the city in their neighborhoods to limit trash waste Encourage community gardens
- Alternative Transit system
- Recyclable water system for homes to cut cost of utility Mandate planting of trees for new developments/neighborhoods (make El Paso green)
- Although planting trees is something that is beneficial, we have to consider the water required to keep them healthy. Renewable energy would be a priority but not to the extent that you would burden the citizens with additional fees and costs for the project.
- As a member of Amanacer People's Project, I feel that it is of the upmost importance that we Solarize all city government building (including all school buildings), Increase electric public transportation throughout the region, Improve school infrastructure, especially installing effective and energy efficient HVAC systems in all school buildings.
- As a member of Amanacer People's Project, I feel that it is of the upmost importance that we Solarize all city government building (including all school buildings), Increase electric public transportation throughout the region, Improve school infrastructure, especially installing effective and energy efficient HVAC systems in all school buildings.
- Ask Juarez to reduce their emissions.
- Assisting with the agriculture sector to benefit the the local community.

- Being in the desert we should take care of our water. Encourage water AND energy conservation
- Better access to public transportation(i.e. better scheduled routes, efficient routes to major sides of town etc etc) Restore and reuse historic or older buildings instead of tearing down. Require business to have NATIVE trees and plants in their parking spaces. More green spaces. New homes should be energy efficient.
- Better landscaping and planting of trees, concentrate on renewable energy, Noise pollution, work with Juarez to reduce air pollution
- -Better manage refineries if they are contributing to pollution in the city - cars and trucks idling too long at the bridges -water retention to prevent drought -I don't think electrical vehicles are going to work just yet, we don't event have a grid to support that -maybe solar or small wind energy -bring light industry -gentrification for downtown or specific areas to improve transportation
- Better management of The City of Dell City, Sewage, raw water, and water wells. A mayor and staff that cares about the community and it's resources.
- Better public transportation In Juarez, certain companies have free buses for their employees and they are able to take them to the side of town they live on and even neighborhood. Maybe that's something we can start promoting with a few companies here in El Paso.
- Better recycling available in the city especially glass recycling like Las Cruces. Solar and wind energy. Create more green spaces
- Better stormwater system to prevent as much flooding.
- Big issues for me is noise reduction and improved public transportation and a more comprehensive recycling system. Too many recyclables are not accepted by the city's program.
- Bike and ped trails, removing parking requirements, remove vehicular access to high traffic area (I.e downtown) and increasing transit frequency.
- Biking & walking.
- bring international mass transit back between juarez and ep. can be essentially a "super"sentri lane utilizing streetcar/monorail /cable car etc
- Build a program that is not reactionary and that takes the means of our citizens into account. Provide incentives to phase in renewable energy production. Solar, wind, and energy savings should be first. Use hybrid/new technology to bridge the gap between now and a point in the future. Do not "mandate" electric vehicles or transportation. Use time to settle the gaps between capability and availability.
- Build more charging stations. Build off-street bike lanes, and more walking paths in neighborhoods. Offer incentives to install charging stations at home. Force utility companies to save for infrastructure upgrades/repairs, shouldn't come from citizens. Plant more trees, burry power lines to increase tree space. Force all freight not stopping in El Paso to take an outside hwy like the one DOT will be building in the near future through Anthony's gap. Relocate marathon refinery to the outskirts of the county.
- Build more walkable communities.
- Building agriculture in the region. Stop building houses and repurpose old buildings. Focus on cleaner air by partnering with the government in Juraez.
- Building and Facility Energy Efficiency Removing Carbon from the Air by Planting Trees
- Buses smell like body odor and have unsanitary cloth seats. I have ridden the one on Montwood and I can't encourage it's use for this reason. Buses should run past 375 on Pellicano... But again it's still a two lane road.
- buy smaller buses, increase route frequency, stop subsidizing sprawl, put solar on every government building
- Carbon makes up 0.04% of the atmosphere. Less carbon will harm all plant life and reduce oxygen production.
- Climate has always changed and will always change. Our focus should be on securing clean and reliable water sources, and an improved storm water system. Additionally, more trees and green spaces would have a positive climate impact in addition to improved quality of life. Also: secure, reliable energy sources, such as nuclear. Wind energy is not working, and is actually detrimental to the environment, as we have seen.
- Climate pollution needs to be defined, more public transportation, train co in the middle of the city adds to pollution
- Cogeneration from landfill methane, widespread solar adoption, limiting sprawl to encourage smart grid and walkability
- Conserved lands to address heat islands, keep areas for water recharge, keep habitat for pollinators & other species. Need open spaces for recreation. Mental & physical health.
- Convert our private utility to municipally owned. Transition all county and municipal operations to solar derived energy. Build park and ride transit system. Establish a green job industry wherein maquiladoras are utilized to manufacture panels; post sec institutions =green tech.
- Create a "NEW" Entertainment District, to help foster economic growth and encourage current bar owners to relocate to the new area, which could help improve residential areas and lower complaints. This "NEW" area would have a noise buffer on all sides and would be in an easy accessible area.

- Create a plan to reduce pollution. Work with Juarez, have annual meetings with Juarez to create goals that we implement
- Create a robust bus system strategically connected/integrated with bicycle infrastructure for commuting. (It can be used for recreation use too but the focus should be on commuting.) Eliminate agricultural use of water for crops that do not feed El Pasoans and that are shipped out of the area. Use any means available to reduce emissions from refinery and prevent permits for increases in emissions. Attract jobs that complement skills of existing El Pasoans (rather than attracting workers from outside to fill skill gap) and that pay at least a living wage.
- Create an incentive program for El Pasoans to use more public transportation through the year, which would mean making the bus system easier and more accessible to use. Additionally, creating a plastic free environment in stores across the El Paso County and pushing for more reusable bags to be a priority.
- Create better hiking and walking parks, the capacity to have more electric vehicles for the power grid to support.
- Create green spaces (more drought resistant trees, parks and community gardens) in barrios with high concentrations of concrete to reduce the disproportionate levels of heat in these communities. Hot zones! Use building materials that reduce heat in hot zone areas, like adobe building vs concrete. Research architecture building structures that use wind currents to cool open communal spaces around the county. Solar power in all govt buildings including parking garages.
- Create more ways for recycling glass create more for less pollution like reducing car pollution and more public transportation and less traffic
- Creating desert crops to reduce GHG's.
- Cut down carbon emissions,
- Decrease car dependency by expanding and improving public transportation, walking and biking options. Discourage sprawl, outward expansion, adding lanes to freeways, etc. Make public and environmental health top priority. Improve air quality, Hold polluters accountable and stop inviting them in. Reduce urban heat island effect. Provide more shade, plant native species, quit using water to grow pecans etc. Use more solar energy. Conserve water. Educate population about why this matters and why we should care.
- Definitely more lit walkways and parks with native trees.
- Domestic air monitoring
- Educate, create green spaces in our communities and school, where we all can learn about agriculture.
- Engage community into walking trails, hiking, Provide facilities that are eco-friendly.
- Educating the Community about the environment, many people do not know much or where to start contributing
- Efficiency comes to mind. Early adopters tend to suffer the most losses but there is a sense of urgency in the case of climate change and pollution. A private/public venture into recycling plants should yield results. Especially after the issues we've seen with our current recycling provider.
- El Paso has a future water supply problem. The city should start now to incent conservation, things like not watering lawns and not planting trees that require water. Any action plan should include Juarez, as we share the same aquifer. Please send me a note at [redacted contact info] if you want a long list of water-saving actions.
- El Paso has great need for improved public transportation to alleviate the pollution and equity issues caused by over-reliance on cars. It would also behoove us to focus on creating high quality jobs in the renewable energy field to begin transitioning away from harmful companies based in El Paso.
- El paso needs to focus on truly utilizing solar capabilities, expanding clean public transportation, incentivizing smart growth (with markets and high paying jobs for the tenants), stop the expansion of Freeways, fix our broke water infrastructure system, and incentivize and encourage people to go green (plant trees, go solar, use public transit, etc.)
- Electric vehicles Renewable energy Efficient and effective Waste, water, and materials management
- Public transportation Freight Transportation and idling More efficient and broader scope of residential recycling
- Eliminate the emissions/ contaminants by randomly test the air, soils, water, In the different areas of the city, establish programs grants that help the citizens to fix any problem that solves the pollution problem,
- Encourage local farmers to sell produce at markets throughout local parks such as Eastwood Park.
- encourage more farming, school training on planting and self sufficient living
- Encouraging citizens and community members to engage in urban farming and community gardens.
- Energy and water conservation incentives for homes and businesses. More tree canopy areas. More walking and biking trails that are family friendly.

- Energy consumption and conservation
- Figuring out how to make El Paso a more walkable city. Using public transportation or even walking in the city can and is difficult and often dangerous. There needs to be a way to increase safety and accessibility for walkers bicycle users and public transport users by also increasing more accessible amenities like closer grocery stores etc.
- Energy. Support nuclear!
- Enhance and promote public transportation, biking and walking. Make walking and bicycle lanes safe. Plant more trees. Provide a solution for watering trees.
- Enhance community engagement.
- Enhance the walking/biking areas, create new where we don't have them. Expand the public transportation to give us access to reach work sites. Low the cost of renewal energy.
- environmental clean up
- EP electric needs to invest in getting more renewable energy to power the city. Provide incentive for people to buy hybrid cars If you want people to use public transportation the bus stops need to be closer
- Every house should have solar panels. I don't know how this survey missed this super easy thing. It doesn't disrupt anything else in the Sun City. It helps citizens and the environment alike.
- Everything is to far away. Spaces dedicated to farmers markets, easier access to public transportation. Remove the need to always have to use a vehicle to get anywhere
- Expand our city recycling program to actually recycle EVERYTHING that's recyclable, like glass, old pizza boxes, corrugated cardboard, glass is the EASIEST thing to recycle and we don't DO IT! ALL YOU DO IS MELT IT! PICKLE JARS, SODA BOTTLES, MASON JARS, ETC.... EV'S being Forced On us is NOT the wave of the future. They run on batteries that still destroy the environment to be made. Hypocrites! tires are still required for cars no matter what they run on. Made with fossil fuels. Sure, tell the truckers to turn off their trucks while loading but those with refrigerated loads?
- First finish what hasn't been completed. Stop spending money on experts that really aren't. Pay city workers better so we have more streets and maintenance, code compliance and police patrols.
- Focus on getting people more used to public transportation and other non-polluting modes of transportation.
- Focus on items that won't increase the budget. Work with TXDOT to decrease heavy truck traffic at the Bridge of the Americas. Idling in the neighborhood is awful for that community. Work with EPWU to use the millions they keep collecting for storm water and infrastructure projects in a way that benefits the entire community.
- Focus on local roads and quit wasting public funds on your liberal agenda.
- Focus on public services and transportation
- Focus on renewable energy and requirements for new construction in both commercial and residential sectors to include using renewable energy.
- Focus on Residential and Industrial renewable energy. Facilitate solar panel acquisition and installation for fixed income household's who can't take advantage of the federal tax credit. Also focus on urban heat reduction plan akin to Phoenix's Heat ready program.
- Focus on walkable neighborhood areas. And RELIABLE public transportation. City Metro Micro would be amazing. <https://www.tiktok.com/t/ZT87XyTpR/>
- freight transportation! finish the complete loop to the anthony gap for semi trucks!!! close the bridge of americas to semi trucks!!! reroute all trucks to fabens, tornillo, santa teresa! noise, pollution and congestion for trucks from mexico is out of control!!!
- Freight, transportation and idling. Removing carbon from the air by planting Access to walking trails without traffic fears.
- Get bridge traffic out of neighborhoods. Plant trees. Don't let the wealthy use more than their share of our water. Have a place for people to walk to (too late - we've let developers build communities with no hike or bike lanes or enough parks).
- Get us to a cleaner city doing something about ball these plastic bags and trash like a work crew from the section centers paying it forward like other cities
- Getting more walking trails and bike trails
- go woke go broke
- Greater use of solar energy, including rooftop projects...and all government buildings should have solar energy installations

- Greener city. Plants on nearly all medians. Energy efficient buildings, better insulation for all buildings (gov. ones at least). More art pieces across the city like Dallas. More colors overall.
- Have more community gardens to grow food.
- Have more trails to walk and bike on. Plant trees to give shade along them (Not the desert bushes, ugh), so people will want to walk or ride on them. Stop pushing the Climate Change narrative and just put what looks nice and works.
- Have public transportation, AKA Sun Metro connect with other routes on time. So passengers don't have to wait for over an hour for another bus
- Have residents keep track of their carbon foot print biannually. Provide incentives for people to sell and buy hybrid and electric vehicles. Promote less consumption of cow products, educated the community on this being a large carbon print.
- Have the water company use their funds in a smart and efficient way. Transparency is key here with the water company.
- Healthy heating and cooling in homes Clean energy use and clean energy jobs Zero emissions transportation
- Safe and accessible streets Green neighborhoods
- Help with heat island effect
- Hi, my name is [name redacted] and I am a proud member of Amanecer Peoples Project I want to see a pursuit into solarizing government buildings, including schools. I want to see an increase in electric public transportation. I want to see improved school infrastructure. I want energy efficient HVAC systems in all school buildings. Finally I want to see trees planted in heat sink zones across the city so our most disenfranchised folks can see the benefit.
- Higher standards for vehicle inspections including safety and emissions. That would also require enforcement on those who don't register, insure or get their vehicles inspected.
- Hiking and biking but not via paved paths in the wild...
- Hiking biking and trails. Plant more trees. Provide better drinking water and treatment. Improve storm water and drainage
- Hiking biking walking
- hiking biking walking renewable energy removing carbon from the air by planting trees
- Hiking, Biking, Walking
- Hiking, biking, walking and more green spaces. Increase public transportation.
- Hiking, biking, walking Electrical Vehicles Removing carbon from the air by planting trees
- Hiking, Biking, Walking Public Transportation, Biking, Walking
- Hiking, Biking, Walking Public Transportation, Biking, Walking Renewable Energy Waste, Water, and Materials Management Removing Carbon from the Air by Planting Trees
- Hiking, Biking, Walking, plant trees
- Hiking, biking, walking, planting trees
- Hiking, Biking, Walking, Public Transportation, Biking, Walking Waste Management, Water Cleanliness Remove Carbon by Planting Trees
- Hold large companies (i.e. refineries, transportation) responsible for our air quality; Use Tornillo POE as the route for import/export and freight; incentivize businesses and residents to incorporate desert xeriscaping rain, and backyard gardening instead of grass; incentivize businesses and residents to incorporate grey water reuse; Implement low-impact development and rain gardens to combat flooding during monsoon seasons; limit the use of asphalt; Implement use of grey water & rainwater harvesting to supplement municipal h2o during the hottest seasons for parks & green spaces.
- I am a member of Amanecer and would like to see the following - Solarize all city government building (including all school buildings). Increase electric public transportation throughout the region. Improve school infrastructure, especially installing effective and energy efficient HVAC systems in all school buildings.
- I am a member of Amanecer People's Project and I recommend the following projects to pursue: Solarize all city government building (including all school buildings) Increase electric public transportation throughout the region Improve school infrastructure, especially installing effective and energy efficient HVAC systems in all school buildings.
- I believe it is key for us to begin implementing new zoning laws encouraging multi-use buildings. Stop new developments from being sprawled out and mandate that new developments must be built to be walkable, have access to public transportation, built to be safe and many trees while also implementing energy efficient building methods along with renewable resources

- I believe it would be awesome if we could have some type of green energy/compost/biodegradable/recycling for all businesses, counties, apartments, suburbs etc. / work towards a 0 carbon footprint. Thank you
- I believe we should plant more trees and vegetation
- I don't have a plan.
- I feel public transportation is one of the most important at this point. More available transportation means less cars driving on the roads. This decreases pollution and idling time due to traffic congestion.
- I like public transportation, but some of the routes have been cancelled or there is a reduction of services. If public transportation was more frequent, like the BRIO, and biking/walking lanes are everywhere, then maybe people would drive less therefore making less pollution.
- I see so many large trucks with workmen sitting in them just idling. Quite often these are school district, utility or municipal vehicles. This seems very wasteful of resources, tax dollars and very polluting. This should be addressed.
- I think as a Desert city we should focus more on Solar and Recycling efforts. This will create jobs and improve the environment. Electric Public Transportation with park and ride options, Planting trees, and water conservation.
- I think if we had more areas to safely and comfortably walk, it would be a much more feasible option. Many areas in central do not even have SIDEWALKS. If they do, many don't even connect. That makes it nearly impossible to take a ~safe~ walk. Additionally, create environments where people WANT to spend time outside. Promote green spaces. Plant trees. Everyone loves Memorial because it's beautiful and has these lush, giant, trees! Let's do more of that!
- I think more trees are definitely needed. I also think climate control is difficult to control because you can't control what others do in different countries. I think the climate funds, if any, can go to much more needed areas. Better pay, better training, veterans, schools, and repaving of roads.
- I think renewable energy is the best option for reducing climate change along with Electric vehicles
- I think there should be easier access to solar panels, and big corporate buildings should be required to have them. This is the "sun city", it's kind of ridiculous that there aren't more solar panels around. I, personally have solar panels, however El paso electric doesn't make it easy. Also, we definitely need more trees along walking paths, to make it easier to walk or bike in the hotter than normal summers, thanks to climate change
- I think there should be solar panels on the tops of all city buildings and parking lots to reduce energy costs for the city and citizens. The city should be more walking, biking, public transit friendly. This could mean planting more trees along sidewalks to create more shade, expand biking lanes while reducing car lanes, and making public transportation free around the city. City should prioritize native plants to reduce water use for landscaping and promote native pollinators. Both would be a boost for the ag sector.
- I think we need to focus on the overall air quality and the fact that we so many delegated plots of land either not being used or turned into shopping malls and we need more plant and ground cover to keep sediment out of the air. This would also aid in the reduction carbon in the air.
- I think we need to plant more trees, instead of digging everything up, and putting pavement down. Also, many vehicles come from Mexico with no regard for our climate, pollution.
- I understand if the feds are handing out money you want some but let's stop chasing this stupid climate hoax and get back to using Texas energy sources.
- I was watching a series on Paramount that featured passive houses. At first I did not think it was something viable. I did some research and found some passive homes. They are not for everybody. Some people need extra cooling or heating in the home. A subdivision could be build featuring these homes and they should be marketed to people that can live in these homes. Design these homes around parks with hiking, biking and walking. Install a wind mill to generate electricity and have electric cars. Recycle the water to water the trees.
- I would focus on removing carbon from the air by planting trees, better recycling programs, agricultural, renewable energy like better incentives for home owners w/ solar panels. Also being prepared for extreme weather/heat.
- I would like the city to spread the money by planting trees and whatever else is available to reduce the effects of climate change. Too many projects focus of a small part of the city like downtown. I would also like the city to focus more on keeping the city clean. I rarely walk around my neighborhood because of all the weeds and trash everywhere. They take away from the beauty of this city.
- I would love to see collaborative efforts to increase affordable opportunities for solar and other renewable energy sources in more economically disadvantaged neighborhoods.
- If every city property that has exterior lighting had electric eyes controlling the on/off switch, that could save a lot of electrical power.
- if public transportation were more reliable, consumers would be more willing to use.

- If we are being specific to climate pollution the focusing on those specific items that will make the most impact; which includes reducing carbon pollution through the regulation of carbon producing infrastructure, vehicles, and manufacturing.
- If you make a bike path you should include trees as a fixture. It's too hot to ride a bike with rising temperatures but shade can make it bearable. Trees, trees and trees! Offer tax breaks to those with (native and drought resistant) trees in their yards. Shade would definitely encourage people to walk or bike. Shade would make public transportation more desirable and healthier with it's carbon capture abilities.
- I'm a member of Amanecer People's Project. You should pursue these projects: 1) Solarize all city government building (including all school buildings), 2) Increase electric public transportation throughout the region, and 3) Improve school infrastructure, especially installing effective and energy efficient HVAC systems in all school buildings.
- I'm for planting trees and having more renewable energy options. We need places where electric cars can be connected to the grid. We should better manage water use and inform people on what options they have still to have a garden and participate in having a green city
- Implement emission requirements for vehicles registered in Mexico that are entering the city.
- implement tax incentives for green energy to offset high property taxes for residential properties. use rainwater run off to combat droughts and rising costs of water. Additionally, implement new rainwater sewage lines to be rerouted to water treatment plants to increase water supply and keep roadways from flooding.
- Improve density/walkability to reduce car dependence (explore land value tax) Solarize city buildings and incentivize other buildings to follow. Pursue grants Create more exclusive lanes for (electric) buses on roads and interstate. and more protected lanes for electric bikes and scooters. -an amanecer member
- Improve public transportation to reduce traffic by building passenger trains or more busses, and eliminating stroads by putting plants in the middle of the stroad, it improves air quality and increases road safety.
- Improve recycle capabilities, now we can only recycle aluminum, cardboard and #1 and #2 plastics. I take my other plastics and glass to Ft Bliss but since it's inconvenient most people throw it out. Also you can further incentivize solar by working to get rid of the \$30/mth minimum fee from El Paso Electric, even if you consume 0 grid electricity.
- Improve roads and finish road projects asap, less carbon footprint with vehicles on the road and less traffic congestion.
- Improve school infrastructure, especially installing effective and energy efficient HVAC systems in all school building
- Improve the city's walkability, including accessible sidewalks for wheelchairs/mobility transport. Also focus on the pollution created by semi-trucks that remain idle on the bridge while waiting to enter Juarez.
- Improve the traffic flow from Horizon City to El Paso by building a connector to I-10 or Loop 375 that would eliminate use of Eastlake or Horizon Blvd
- Improve/add neighborhood parks/walkways
- Improved public transportation is perhaps the easiest one to accomplish. However, in the Tierras, the bus service is not as good as in rest of East side, presumably due to design of neighborhoods. Maybe trying to fix that might help.
- Improving public transit in an efficient and effective manner and reducing expansion of highways. Hold polluting sites accountable for their emissions to reduce carbon and improve air quality. Invest in renewable energy and efficiency with the goal of reducing energy costs
- Improving recycling access especially in high rise buildings and apartment complexes. Improving access for renewable energy like solar panels. Planting more trees and more parks.
- Improving waste management is crucial. We should invest in recycling facilities that can handle glass bottles, reducing landfill waste and emissions from new glass production. Promoting electric vehicles and enhancing public transportation will decrease reliance on fossil fuels. Prioritizing building energy efficiency and renewable energy sources like solar and wind will further reduce emissions. Encouraging tree planting will help sequester carbon. Additionally, supporting sustainable agricultural practices and optimizing freight transportation to minimize idling can significantly cut emissions. Each of these steps will contribute meaningfully to reducing climate pollution over the next decade.
- Incentivizing home purchasing and commercial development in older areas of town to encourage "in-fill" development rather than continual sprawl would be a helpful step, and to an extent this is being done but there are still barriers or obstacles to re-investing or equitably re-habing certain parts of town to avoid gentrification and maintain affordable housing. El Paso is still being developed in a very suburban fashion and is as car-dependent as ever. Smart Growth was all the buzz about 10-15 years ago, but then soon fell by the wayside. Consistency is key regardless of who is in charge.
- Incorporate planets with building structure, Public Transportation, renewable energy
- Increase access to public transportation. Encourage car pooling in school and encourage schools to make car pooling groups.

- Increase green space, plant trees, improve public transportation (offer more routes)
- Increase in public transportation to reduce the amount of vehicles on the roads and in hand reduce the pollution released by all those vehicles. Close streets to vehicles ex. El Paso Street. Make that whole street walkable add green spaces in its place. Less vehicles and more vegetation to reduce carbon emissions and increase carbon abortion through the vegetation. Also increases the shopping of the local stores in that area. Increase the distance of the Trolleys and add more in circulation to increase foot traffic.
- Increase pedestrian friendly development and green areas. Preserve already existing green areas.
- Increase subterranean habitats, require basements in all future public and private buildings, apartment buildings, and homes. Encourage upgrading current homes with basements and subterranean living space.
- Increase the number of trees planted in new communities. Make mandatory to have every house owner at least 1 tree planted in the property.
- Increased public transportation projects leading to less car reliant infrastructure, reforming existing non renewable energy companies, better water treatment and retainment.
- increasing and maintaining hiking trails in our mountains to capitalize on one of our greatest assets. Planting trees is a great idea but I worry that we do not have the adequate personnel to maintain our current road landscaping.
- Increasing green spaces would decrease use of energy year round. This can be tied in with biking and walking spaces. Investing in renewable energy can decrease financial burden to residents and city/county facilities. Securing future resources for water is essential in a desert environment and also affects the productivity in agriculture.
- Increasing infrastructure for non auto transportation and electric vehicles would be great... I know EVs can be tough for apartment dwellers. Other than that, trees, trees and more trees. You have potentially fatal heat island effects in this city. Trees can assist with that AND help clear the air. I'd bet people would litter less near them too. I'd ask to the city to try to work with Juarez to enact better standards over there. That may be difficult and ambitious, but would be incredibly helpful even if it's just a good faith resolution.
- Increasing tree canopies and teaching homeowners to care for trees to reduce heat. Developing more community and encouraging backyard food gardens. Developing an ordinance to use biodegradable food takeaway containers and end single use plastic bags.
- Inspection of commercial freight trucks crossing the border from Mexico, these are rarely to epa standards and emit a lot of smog. Creating a sustainable building program for local commercial and residential construction with incentives to reduce carbon footprint, water efficiency and energy efficiency.
- International Bridge wait time is ridiculous both ways. Pollution every day
- Investing in renewable energy infrastructure
- Juarez pollutes our air more than we ever do.
- Just make sure it gets done. Too many times surveys and meetings are had and in the end nothing is done
- Keep more native plants that can survive with minimum water. Plant less turf grass and trees that suck up water and still have weeds and require lots of water to survive. This is a desert you will not make it a rainforest unless you have a lot of green money. Splash pads require a lot of chemicals which uses money better spent on more public transportation, road repair and fixing old pipes and wiring. Oil rich this city is not.
- less constructions and more green areas and plating of trees
- less wait times at the border and more parks with trees
- Let's make everything easier to get to
- Listen to those that are already doing this.
- Lower property taxes
- Lower TAXES!!!
- Lowering property taxes so citizens can afford rooftop solar or electric vehicles if they choose.
- Make El Paso better!
- Make more green areas. Push for electric cars.
- Make public transportation for accessible to city employees that work during non business hours. There are city buildings in areas where buses do not pass by like 6055 Threagill. Give employees the bus routes during orientation and try to get them to try it out to help our city. You can also put it out to all city

departments like " if you work at this building you can take these routes and leave your vehicles at these transfer centers. Get the community and business to plant more trees.

- Make the city more walkable, better fast public transportation, clean up and revitalize old streets
- Making a community that's walkable & better public transport in order to reduce the need for cars and gas.
- making it safer to bike and walk to work and errands
- Making it viable and enjoyable for citizens to walk, bike, and take public transport is the key to a healthier community. Bus stops need to run more often. We need sidewalks that are large enough for pedestrians to walk on and feel safe. Bike lanes need to have barriers between them and cars. Build the city for people not cars.
- Mandate that El Paso Water reduce the minimum charge for water and for sewer. Starting in February 2023, they raised the minimum amounts of water from 4CC to 5CC. They also raised the minimum amounts for sewer from 4CC to 5CC as well. This reduces my incentive to decrease my water/sewer usage, as I will be charged for it anyway. Additionally, this shows that the city is not truly interested in protecting the environment; rather it is more interested in generating revenue.
- Many poor and work capable people (possibly migrants) could participate in climate project programs to improve the community such as assisting streets/maintenance with cleanup, landscaping green spaces/parks, planting trees, community gardens, and community center education opportunities.
- Maximize the money given to save the taxpayer money while reducing pollution.
- More drought resistant landscaping for new parks to use less water
- More EV charging stations, particularly the fast charge ones. Investing in the freight rail between El Paso and Juarez to minimize traffic congestion/pollution. Build a solar energy battery to store solar energy collected each day. Increase tree canopy.
- More green spaces
- More investment in renewable energy sources along with education programs for the general public. More accessibility for public transit and park and go locations for residents to consider as an option instead of driving single person vehicle.
- More options for transportation for elderly, disabled and poor people. Public education re conserving water, waste management. Don't plant trees or other vegetation requiring watering and trimming. Use desert plants.
- more outdoor activities such as walking, hiking biking.
- More parking spaces for hiking heads, more green areas, modifying the city tree ordinance by reducing the tree size, prices may be more accessible for any entity. Public buildings should be energy-efficient.
- More trees and beautiful flowers all over the community to enjoy. Maybe hire more people to pull weeds during this project.
- More trees are needed in El Paso
- More Trees in the area and plants definitely decrease the temperature of the city as well as cleaning the air for better air quality. More hiking biking to walking and efficient public transportation. the loop 375 and montana to transmountain on west side with a continuous above ground train. high speed efficient and with only a few stops to be able to get across town with minimal time spent.
- More trees that are native to the southwest. We have giant baren parks in the Far East side, they should have more trees planted around them. Need more walking trails
- more trees to provide shade and knowledgeable arborists to keep them thriving, replace asphalt with "cool pavement"
- More walking trails, fix EPWU, plant more trees since we get that Juarez air.
- Move from a liberal government to a conservative one and stop wasting taxpayer dollars.
- My idea would be to focus on all areas and hire a group of climate scientists to study El Paso's climate needs and offer comprehensive and real solutions. Also, increase awareness through mass campaigns throughout the city. I have lived here for several years and this is the first time I'm seeing anything regarding the city trying to address the climate pollution issue.
- N/a
- na
- new home constructions, should be brick homes. with so much violence's gun shooting. brick homes are better protection. all renewable energy.
- No projects should be undertaken, climate change is a waste of taxpayer money.

- No trucks at the Bridge of the Americas. Reduced pollution from Marathon Refinery. Close Zavala Elementary School, one of the most dangerously polluted in the city
- None of these. Fix our roads!
- None of this. The voters in El Paso did NOT pass the climate control agenda.
- None. We do not have a climate pollution problem.
- nothing. focus on real things.
- Offer incentives for reducing automobile gas pollution. Encourage bus services with incentives to ride bus to work.
- One of the most obvious concerns is the idling and long waits by the semi trucks at the international bridges. This is one of the major causes of air pollution and I don't know what can be done about it. EVs are not the answer.
- Our utility companies need better oversight by the city and need to be encouraged to be more efficient with my money. Why should I have to put solar panels on my roof, the electric company should be doing this for everybody. I don't dig my own well for water. Incentives to get rid of gas appliances including retraining for those whose jobs aren't risk as we get rid of gas in our homes.
- Parks that incorporate natural vegetation. Promote the Franklin mountains. Look for grants that provide trees for community. I did not designate electric cars as a priority.
- Parks...planting trees
- Passive rainwater harvesting/smart landscaping. Reduce urban heat - encourage less concrete, more natural surfaces and trees. More community gardens and pocket parks. Renewable energy. City wide composting.
- Place speed bumps where people tend to speed in their own neighborhood especially when people on their bikes are in danger
- Plan construction projects better so they aren't happening all at the same time and choose contractors that will finish the job in a reasonable amount of time rather than over the course of decades. That will reduce idle time and unnecessary emissions.
- Plant More Trees
- Plant more trees & help small businesses install solar panels.
- Plant more trees and make the roads manageable. The transit system is the worst i've ever seen. Construction is constant with very little to show for the roads.
- Plant more trees, make amenities more accessible by walking and public transportation. Improve public transportation to and from major city hubs (East, downtown, west).
- Plant more trees, manage water supply. It's not feasible to concentrate on air quality without the inclusion of Mexico, however, it doesn't mean we should ignore what is available to us to improve
- Plant more trees.
- Plant trees
- Plant trees
- Plant trees and grass in parkways that are currently dirt filled and add lighted walking paths. Enforce trash pick-up by ensuring all trash is bagged. Overuse of cement surfaces adds to global greenhouse gas emissions. Add more vegetation to these areas and use potable water. Electrical vehicles require fossil fuel and carbon for charging stations. Use natural gas instead. It was discovered that millions of trees are being cut in our forests for the addition of EV charging stations. This is counterintuitive. Hybrid vehicles should be the best option. Plant community gardens in low income areas.
- Plant trees Energy efficient housing (adobe) Electric vehicles
- plant trees where you can and where water pipes won't be affected too bad.
- planting more trees - see above - offer incentives/rebates
- Planting more trees and having more green spaces available for people to walk or enjoy. Also, making public transportation more accessible to low income communities
- Planting trees aggressively to fix carbon and reduce urban heat islands. The agricultural sector should not be touched as food production is critical.
- Planting trees and Greenspaces could be useful by removing carbon and providing public areas as a respite for the community, Freight transportation and idling, especially 10W to free bridge and bridges is an issue, but no clue on how to reduce it. more staff, bigger bridges, more bridges?

- Planting trees having neighborhood gardens, more public transportation options to get to work
- Planting trees in our community is a great way to improve air quality. Involving the students from our school and having Arbor Day events. Maybe involving students in the care and maintenance of the trees once planted.
- Planting trees should be priority. Provide to population FREE trees to plant at home. Take actions to teach people how to manage waste and WATER, manage energy at home efficiently, keep green public areas.
- Planting trees that don't require a lot of water and thrive in the heat/sun. No renewable energy out is efficient due to not being able to recycle the batteries or the effects on animals and humans near the wind farms.
- Planting trees. Parks in the far east are terrible. No shade. Nothing.
- Preserving open spaces
- Prioritize Level 1 electric charging/accessibility for multi-family housing and apartments complexes. Add level 1 charging to locations where cars are parked for extended periods of time during the day or night to maximize availability and lower installation costs. Provide rebates to businesses who install level 1 chargers on their premises. Prioritize reducing idling pollution at Ports of Entry by opening the other outbound lane at BOTA and removing barriers from the middle which have reduced the travel lanes entering Mexico. Run an information campaign to educate people about the prepay lanes at Zaragoza and Downtown and how to enroll.
- Prioritize the EV use.
- Prioritize those projects that reduce climate impacts the most
- Projects chosen prior question
- Projects that encourage use of public transportation and fuel efficient or electric vehicles. Making the city more walkable within one's community. Projects that encourage and promote recycling or minimizing waste.
- Projects to pursue are the ones that improve air quality, improve water quality, improve use of renewable energy, and reduce food insecurity. Infrastructure improvements should be part of these projects, especially water pipelines, sewage pipelines, and drainage systems.
- Promote bike-friendly traffic, access to open spaces, public transportation, trees
- Properly creating agriculture infrastructure with green practices and structures may contribute to sustainability, allow for better access to fresh, quality food at an affordable price and provide jobs. Public transportation would alleviate issues with traffic, and the air pollution created by it and make it easier for el pasoans of varying socio-economic levels get from place to place. Proper bike lanes would serve similar purpose as well as make it easier to lead healthier lifestyles. Planting native trees in concrete areas would keep the areas cooler and contribute to shade and air quality as well as supporting the natural ecosystem.
- Provide assistance with historic district buildings. Energy retrofitting and landscaping are items that we need more help with in order to meet guidelines and codes to be more green.
- Providing strong community engagement to educate on self sufficient growing of own crops, natural ways to clean our drinking water and how to create sustainable practices in case of emergencies.
- Public transport
- Public Transportation
- Public transportation
- Public transportation and access to green spaces across all neighborhoods, as well as reduction of factors that affect air quality.
- Public Transportation and walkable areas would dramatically decrease pollution by removing the need for constant car travel and reducing the amount vehicles on the road. This would free up finances related to highway spending to be used elsewhere, making the city more accessible to El Pasoans and tourists without vehicles.
- Public transportation is a waste of large vehicles (bus.) They are always empty. City parks are a joke. No one take care of them. Weeds. Dead are poor conditions of trees & shrubs. Commercial trucks idling close to neighborhoods Car lots (cars) leaking oil on & other into soil (EPA) issues that are ignored Agriculture land is turning into Super Warehousing. City ignores the input of residents, Neighborhood Associations. They just approve & approve. Lower & upper valley is now a eye sore.
- Public Transportation more trees in parks

- Public Transportation should absolutely be one of the cities top priorities. The amount of gas needed to get anywhere in a reasonable amount of time is just insane and the public transportation we have now isn't cutting it- it's slow with much needed upgrades both for efficiency and adaptability. Also focusing on Renewable Energy would be incredible as I think that's a change long overdue. The emissions from the refinery for public health need to be addressed. I'm begging the city to think about the people without cars to please dig deeper than just adding a bike lane.
- Public transportation would address many of the issues related to carbon emissions. Stop issuing permits to polluters. Divert traffic from the bridge of the americas.
- Public transportation, energy efficient buildings, (require solar panels on larger buildings), waste water and materials management (ie: more recycling programs).
- Public Transportation, Biking, Walking and material management is a must.
- Public Transportation, Biking, Walking Removing Carbon from the Air by Planting Trees
- Public transportation, building and facility energy efficiency. Remove carbon from air by planting trees
- Purchase downtown non-residential land and make it green space. Plant more desert landscape that produces canopy shade. Prepare for consequences and needed infrastructure of shifting cargo traffic to Ysleta in next decade. Address (arroyo) flooding in unincorporated and lower income areas.
- Pursue development of wind, solar, and geo thermal energy source to reduce dependence on fossil fuels. Developing electric vehicle use starting at the Federal, State, and local level.
- Put in a buffer between sidewalks and streets. I would love to walk my family down the sidewalk to the local market, but you installed it right up against a road that people drive super fast on, well over the speed limit. Meanwhile there's a 15 foot wide area of dirt/stickers/cactus on the other side of the sidewalk. Plenty of space to have put the sidewalk away from the road. I'm talking about MLK. As a responsible parent, I would allow my kids to walk down that sidewalk and get hit by a tractor trailer.
- Recycle plastics, encourage people to walk more if possible, stop wasting fuel on bus routes with no passenger aboard. Plant trees and vegetation suitable to the local climate for less CO2 emissions. Electric vehicles cause more emissions; keep internal combustion engine vehicles in use except on short distance shuttles, where electrical vehicle usage can be justified.
- Recycle waste water and rain water for trees planted in parks.
- Recycling in the smaller counties. Water management in rural areas. Using reusable energy. Using electric vehicles.
- Recycling should be improved and expanded to other items like glass, cartons, and composting. Also, El Paso really needs more bio-retention swales/green infrastructure to mitigate the heat island effect, reduce flood risks, stimulate walking/biking, and increase the native biodiversity. Lastly, I believe there is great potential for harnessing the power of our city's greatest renewable resource, the sun! I'm aware that solar panels are being sold in the city, however, their prices make it available to only the upper class. An unused abundant renewable resource is being wasted here.
- Reduce carbon emissions by reducing diesel truck traffic within city limits. More introduction of electric vehicles and emphasis on public transportation to reduce vehicle usage. Better efforts on renewable energy to help reduce high energy costs.
- Reduce coal fired electric plants in China and India. More trees and green grass in El Paso. Stop building on farm land and develop the desert instead. Watch Planet of the Humans on YouTube. Don't waste tax money on electric vehicles, wind and solar. Keep taxes low.
- Reduce paving and instead create green space to lessen heat islands.
- Reduce taxes so i dont have to drive my huge diesel truck and pollute the city so much to pay my huge property tax bill.
- Reduce urban sprawl and increase public transit.
- Reduce wait times for transportation vehicles. Better manage road conditions to reduce idle time on highways and freeways during rush hour and accidents. Bicycle lanes need to be more strategic. The vast majority of bike lanes are not used. Bicyclist also create hazards on major roads, causing delays in traffic and dangers to the public as they do not follow laws. Better recycle programs, include glass. Better trash system, winds blow trash everywhere because of the type of trash cans and system.
- Reducing the amount of trash "unexpected pedestrians" leave behind.
- Reducing the need for auto transportation as the primary means of method, creating safer streets for walking and biking for people of all ages, creating more public green spaces, and shutting down crude oil refineries in the center of our city that are impacting the health of residents, implementing stricter automobile emission laws to reduce pollution, providing more forms of public transportation with more frequent pickup times, encouraging incentives for changing lawns to native drought tolerant landscapes, providing more shade in outdoor public spaces, and working w/ Mexico to reduce their emissions

- Reduction of greenhouse gases via cattle industry Renewable energy Improving our community's mentality to be more health- and environment-conscious
- Regulate and Enforce Permits to Emission Permitted Facilities.
- Remove refineries and quarries from the urban area. Force energy companies to address pollution issues. Improve public transportation. Expand and improve the highway and transportation systems. Bring the international ports of entry into the 21st century. Require developers to be energy efficient and environmentally sound. Ban the clearing of native vegetation from undeveloped open spaces and require cleared areas to be developed on a timely basis.
- Remove refineries and quarries from the urban area. Force energy companies to address pollution issues. Improve public transportation. Expand and improve the highway and transportation systems. Bring the international ports of entry into the 21st century. Require developers to be energy efficient and environmentally sound. Ban the clearing of native vegetation from undeveloped open spaces and require cleared areas to be developed on a timely basis.
- Remove trucks from BOTA and divert to Tornillo, require zero emissions school buses, invest in the creation of an Environmental Justice Department and conduct substantial community engagement in several areas of town to get public opinion that takes into consideration communities who are Spanish speaking, lack internet access. This process seems limited and more of a checkbox requirement than a genuine consideration of public opinion.
- Removing carbon from the air by planting trees, reduction in idling from both freight transportation and vehicles along port of entry areas, and an increase in building and facility energy efficiency (city facilities).
- Renewable energy and recycling should be prioritized.
- Renewable energy and removing our carbon footprint
- Renewable energy decreases costs to improve the agricultural sector. Educating and allowing citizens in general to be self sufficient on producing their own food to reduce their expenses forcing low income people to produce instead of just receiving
- Renewable energy should be the number one priority. There are too many variables for many people that want to install solar panels. Public transportation should also be increased and we need to push to plant more desert friendly trees.
- Renewable energy, agricultural sector, water management. In addition, green spaces for families to go outside and enjoy.
- Renewable energy, el paso can opt for solar energy. It's the perfect city for opt for that option. It would be nice if el Paso electric stop charging crazy amount of money for residents when we are creating our own energy. Walking sector or outdoor infrastructure it's not the best option due the extreme and hot temperatures we have. Electric Vehicles are not at all optimal due the accessibility and due the battery itself. Management materials are a great option, increasing recycling systems that are optimal and reusable for the community.
- Renewable energy, recycling, planting trees - however that would increase the water consumption and demand which may be counter productive for improving use of resources
- Renewable energy, waste water and materials management, reduce emissions from fossil fuels and industrial productions
- Require Mexican vehicles to pass a pollution test before entering the city.
- reuse human waste, stop placing it into the ground
- Review large transportation vehicles coming back and forth between border cities to assure meet our EPS standards. Use one border Bridge for this type of traffic as this large vehicle set in idle for long periods of time to pass thru different border bridges limit to a few lanes only. One bridge for this type of traffic would have this commercial vehicles moving quicker. Check our refinery to see if meets EPA standards as notice some our plants and trees seem to affected by whatever is released thru refinery smoke stacks.
- Safe parks for pets and good roads for transportation. Lower utility costs, subsidized costs for elders. Lower elderly property taxes.
- Setup routes for bikes and walking trails, improve sidewalks, and improve the public transport so people can commute to their work
- Sidewalks, long distance bike paths along the border, public transportation
- Simply stop the cars at the bridge from idling for over one hour. Use a system of lights to make cars turn off, and turn on for a few minutes every so often. Such systems are used at ports to let cars enter ferries.
- Smart planning, infrastructure investments in Walkable communities, mixed use development and increased urban density near principal arterials, with access to transit
- Solar energy for homes
- Solar panels should be more available for all residents, especially apartments. Better bus transportation throughout the city at more frequent times

- Solarize all city government/school buildings. Increase electric public transportation throughout the region. Improve school infrastructure, especially installing effective and energy-efficient HVAC systems in all school buildings. Look to better our recycling facilities and habits as a city.
- Solarize all government building, including schools. Help built more community gardens. Increase electric public transportation. Help front line communities with the injustices that they face living close to busy highways and near petroleum processing plants. Clean our air!
- Some kind of dense ecosystem of trees, like a botanical gardens/oasis, but correct vegetation for this region with a focus on giving shade.
- Stop making bike paths that mess up traffic and no one uses. Focus on trees and building maintenance.
- Stop pushing fleet conversion to total electric until the batteries are recyclable and not haz waste
- stop spending tax dollars on studies and consulting and fix the infrastructure already in place. Improve on what is already there.
- Stop spending taxpayer money!!
- Stop spending UNNECESSARY property taxes into this UNNECESSARY "Climate" department
- Stop urban sprawl; promote redevelopment of affordable housing. Make conversion to renewable energy affordable, including EV. Develop and approve mass transit, that people want to use, to reduce emissions. Employment areas need to be centralized around transportation hubs.
- Stop wasting money and time on stupid stuff like this. Fix roads and infrastructure. Stop wasting money on bike lanes that no one uses. Stop making roundabouts they cause accidents. Stop wasting tax money on public art. Someone wants art they can pay for it. Not tax payers.
- stop wasting money on dumb, useless projects.
- Stop wasting money on unnecessary positions within the city with federal funds. We do not need all of these high-paying, worthless positions.
- subsidize local agricultural farmers; provide incentives to restaurants that offer plant-based options; start phasing out the use of plastic bags; plant more trees, create neighborhood gardens, wind farms
- Sun City should use more sun energy; reduce waste by encouraging businesses and individuals to use less single-use plastic; run PSAs on reducing water waste (such as 5-minute showers); stop building on undeveloped land when there are already too many vacant buildings.
- Sustainability, green energy programs.
- Take measures to reduce urban sprawl, route I-10 traffic north around the city on the Borderland Expressway, and help residents (especially low income renters) weatherproof their homes to prepare for extreme heat. Heat pumps should also be installed across the city as they're more energy efficient than other forms of cooling.
- Tax the life out of Marathon for the pollution they create. Why does the burden always fall on the citizens when the obvious threat are these corporations.
- The air quality in the city is pretty poor and focusing on improving that with trees not only helps, but also provides shade in the horrible heat. Another service is reducing waste and increasing the recycling program to every week, which may encourage more usage. Programs like "too good to go" which discourages food waste should also be promoted and encouraged by the city, who can help inform residents of these options.
- The best way to reduce pollution is to prevent El Paso's corporate polluters from emitting so much greenhouses. Prevent emissions from the El Paso Electric gas plants and the Marathon Petroleum refinery I am a member of the Amanecer People's Project organization which advocates for clean air, clean water and community power. As part of this organization, we advocate that the City reduce pollution by implementing concrete projects like: Solarizing all city government building (including all school buildings); Increasing electric public transportation throughout the region; Improving school infrastructure, especially installing effective and energy efficient HVAC systems in all school buildings.
- The City should develop a raised rail system connecting the major parts of town
- The city supports the increase in truck terminals in residential areas. Pollution, noise and public safety are not a concern for the city. All these surveys don't have an impact on city officials priorities they will do what ever they want regardless of what the public wants especially in areas south of the freeway.
- The climate charter had a lot of good ideas. Addressing the corruption that's got our city in a chokehold will probably help a lot.
- The conservation of water, there's a lot of waste
- The honest truth is that El Paso does not have a bad pollution problem. The problem is coming from Juarez, Mexico. In my opinion, there are no real solutions to reducing the pollution in our area as long as there are no regulations set forth by the Mexican government to help reduce their pollutant production.
- the major issue that we have is the water sources. Hopefully, we can work on the water, waste and materials management.

- THE PROJECTS THAT SHOULD BE WORKED ON ARE TRANSPORTATION, HIKING BIKING, WALKING, RENEWABLE ENERGY, AGRICULTURAL SECTOR, FREIGHT TRANSPORTATION AND IDLING, WASTE WATER AND MATERIALS MANAGEMENT, ELECTRIC VEHICLES, REMOVING CARBON BY PLANTING TREES. BUILDING AND FACILITY ENERGY EFFICIENCY
- The two pressing issues are WATER (quality, supply, treatment and accessibility) and air quality/regulatory compliance for binational borderlands communities.
- There are areas of the city where public transportation is not as accessible as opposed to the inner parts of the city. Public transportation should be supported and encouraged throughout the borderland area. If we begin to think in terms of recreating a structure where the people could either access public transportation more easily or even walk or ride bicycles in their daily activities then we improve health as well as lower pollution. I believe this type of vision is more beneficial to the people and the environment than continuing to expand roadways to make room for more vehicles.
- There should be a good effort to make El Paso cleaner: our streets, parks, Downtown areas.
- There's only so much we can do when the majority of the pollution comes from Juarez Mexico. I think we should increase talks with our sister city and see how they can help with decreasing pollution. But we should work on hiking, walking biking and plant more trees.
- These are all great but what quality of life do we have if we can't pay for anything because we are so poor with low minimum wage we can't even appreciate anything with climate.
- Tougher commercial inspections for vehicles not subject to state inspections (vehicles entering the state). Increased emphasis on hiking/biking/walking trails.
- Transform vacant lots into green spaces. Plant more trees down major avenues (Mesa, Dyer, Montana, Alameda). Improve Sun Metro.
- Transition to Renewable Energy: Accelerate the transition from fossil fuels to renewable energy sources like solar, wind, and hydropower. Invest in renewable energy infrastructure and incentivize households and businesses to adopt clean energy technologies.
- Transitioning to renewable energy
- Tree planting to remove carbon and create shaded areas for walking and exercise. Tax breaks for residents who plant trees around their homes to act as insulators, light colored pavement to reduce heat islands. All of the above especially in environmental injustice communities, where elderly and young children are at a disadvantage.
- Trees whit more than 10 years old need a permit to be cut or removed. if the permit is allowed, the petitioner must plant two new trees. trees 20 or more years old cannot be removed unless are dying. New development must keep old trees and build a park with a regional tree (Mesquite) 20 feet apart each. Cities must promote solar panels on private property without permits. Recycling glass, cardboard, plastic. strict control of cats and strain dogs. Cats are responsible for killing lots of birds that are in danger of extinction.
- Unless Mexico/Juarez somehow controls their pollution any attempts here are useless. This is a total waste of time and resources. We are not interested in this or similar programs.
- Until Juarez cleans up their air we are still going to be in the situation we are in now!
- Use hybrid vehicles as much as possible, electric vehicles are unrealistic and highly limited! Better inspect petroleum/gas industries to make them be up to standards and accountable for violations!
- Use of renewable energy, and public transportation. More green spaces will also help
- Use of: solar panels in public buildings, electric vehicles by City of El Paso and employees; planting of trees for shade on streets; new buildings required to comply with Energy Efficiency Standards; comply with Water Conservation Standards;
- Using solar energy is doing to be revolutionary. If we focus on BUSINESSES Going Green And they have an initiative from the city, it will trickle down to a community level. Money is a big influence in this city. Let's use it for our Descendants' sake.
- Walkable developments, reduce need for automobiles, make it easier and safer to bike, less parking lots, narrower streets, reduce heat islands created by gravel and concrete
- Walkable Neighborhoods. Curb Sprawl.
- Waste crews to pick up the trash that blows throughout the whole city
- waste water and materials management
- Waste, water and Materials management

- Waste, Water and Materials management should be a priority. Need to create ways to capture and store water, prepare for dryer conditions. Remove carbon from the air by planting more trees, identify hot spots in the city, show people how to identify hot spots on their property and how addressing it can help reduce energy cost when it comes to cooling homes in severe heat.
- Waste, Water and Materials management. Planting trees.
- Waste, Water, and Materials Management Building and Facility Energy Efficiency Renewable Energy Agricultural Sector
- Waste, Water, and Materials Management: Waste - I'm all for recycling and work hard at it. There needs to be ways to keep trash from contaminating recyclable items. Recycling isn't important to all people, so they use both bins for trash. Why go through the trouble if someone ruins my hard work? Maybe explore ways to get stricter on keeping them separated. Water - El Paso is a desert. The usage of water should be limited in places like parks and medians only because it takes more to keep the vegetation alive, or just plant less.
- Wastewater and materials management and making renewable energy removing carbon from the air by planting trees
- Water
- Water conservation, has always been an issue here in the border. With that we need to plan for the future, I are water plants using the newest technology in reusable water? Waste management should also have decomposition plants not just landfills. We can also consider ways to plant desert friendly trees and not just the typical shrubs we see around. The freight transportation has always been an issue specially here in our borderland. That new bridge that was built to travel to Juarez, was a big mistake. Now the surrounding neighborhoods have to deal with noise and pollution.
- Water management. Include the idea of trapping all of the rain runoff, filtering it and refilling the aquifer which is running out of water quickly. True energy reduction would require the installation solar panels on each building in El Paso along with power storage for use after sundown.
- We are set for renewable energy, quite the example really. Improved public transportation (speed train?) improve animal services.
- We don't have the infrastructure for EVs. China is creating the batteries and bad air. The globe is polluted based on this production. Plant trees & let them be the vacuum cleaner for our air. Or, if we truly want clean air build a nuclear power plant.
- We don't need to make this city all green. If so stop destroying the desert to put in a bunch of little houses. That way you can tax us. You are destroying all the desert bushes and trees to put in cement to cause a hot zone. Think stop trying to be like other cities or states. That want to blame the people but yet it's you guys by destroying land to get more from taxes. Also build gas stations instead of dollar trees.
- We have a problem with pollution in the area since we have many college kids having to buy an automobile to get to college. If we had a bus that takes students to each campus it could help to decrease pollution and increase students that go to school.
- We need more greenery areas. It's way to dry here especially on the northeast.
- We need more sidewalks and bicycle roads.
- We need sidewalks and paths that actually connect to each other avoiding vehicle traffic. El Paso could be very walkable if meaningful and useful sidewalks and paths were a priority. Currently sidewalks end abruptly with curbs, sandy/rocky stretches, or busy parking lots, making walking dangerous and inconvenient (impossible for wheelchairs). Biking has improved over the years but still mixes in with car traffic too often. If we could make biking or walking a valid option to get to work or school we could reduce the cars in the road.
- We need to focus of El Paso and figure out the key problems with pollution. We need to stop cloud seeding which is hazardous to our people and environment. We need to look at airports, refineries and companies that produce air pollution. We also need to figure a way to reduce cost of living and stop taxing the people for everything. We are getting taxed out of our wages. Also local politicians and public servants need a pay reduction to reflect what El Pasoans make. We also need to vote for pay increase. The people need to be involved.
- We need to plant local flora to promote natural shading and reduce water use in the region. Wildlife restoration projects such as bringing back the wetlands will make us more resilient to droughts and heat waves. We also need to promote walkable city planning and public transportation to reduce private car use.
- we need to save the property taxers any place we can. Planting trees will help clean up carbon and help cool us down.
- We need wider sidewalks. Currently only 2 people can walk side by side. Limiting the amount of cross border traffic. More overpasses. Car registration compliance. Discounts for less or higher rates for inordinate amounts of utilities. Rental units should be individually metered. Water waste is prevalent with no concern. Maybe outreach to business & individual households with high water or energy usage. Public pools would keep people active during the summer. Smaller buses with better transfer system. Bike rentals are expensive but I haven't seen any on the far west side. Yes more trees.

- We should be moving towards a less car dependent economy. By adopting policies and investing in infrastructure that promote active transportation we can start to limit a car dependent society.
- We should consider a monorail system to reduce the carbon footprint on our city. As we keep growing we can't keep up with the demands and construction is taking to long. Why not focus on one big project that would benefit the city.
- We should have more green trees in our communities, by planting more trees, have more walking, Biking areas and have more agricultural sectors.
- We should move to maximize wind and solar energy. We should slow the expansion of the city to reduce demand on our resources. Revitalize low income neighborhoods. And improve our air quality because our air is horrendous about 85-90% of the time
- We should pursue tax credits for those getting electric cars, and we should push solar pans onto El Paso Electric. It makes no sense to me that we have sunshine 360 days out of the year and solar panels are not utilized by the only electric company in town?
- We should reduce air pollution deriving from cars by building or restructuring neighborhoods and commercial areas to be no-road zones. To decrease the need for more roads, we must shorten the distance between locations so they are accessible- and biker-friendly. If you need an example, look up Milan, Italy.
- we the voters voted this down why is this being pushed thru!!!! you work for US! WE DID NOT APPROVE THIS
- Whatever happens, please make sure to take into account low-income individuals/families. Their housing area is a fraction of those occupied by high-income individuals/families. They need access to green spaces and clean water. They also need jobs.
- When building NEW infrastructure or acquiring NEW equipment consider climate impact, look for effective & environmentally friendly options. No need to tear out new infrastructure & replace now... be effective with taxpayer funds!! Encourage solar, require the electric co to buy back overproduction of electricity by residential or commercial or government solar. Require ALL new construction to "wire" buildings for efficiency. If maybe solar becomes less expensive in the future, the structure is already suited to being repurposed, maybe that means an outlet on the roof or building in a way that would allow for future solar installation.
- When building NEW infrastructure or acquiring NEW equipment consider climate impact, look for effective & environmentally friendly options. No need to tear out new infrastructure & replace now... be effective with taxpayer funds!! Encourage solar, require the electric co to buy back overproduction of electricity by residential or commercial or government solar. Require ALL new construction to "wire" buildings for efficiency. If maybe solar becomes less expensive in the future, the structure is already suited to being repurposed, maybe that means an outlet on the roof or building in a way that would allow for future solar installation.
- White or light colored streets, roofs. Address utility cost risk to the poor. Strategic tree planting and maintenance.
- Work on renewable energy but in conjunction with fossil fuels. It should not be one or the other. Reason being renewable energy does not work by itself all the time and when needed.
- You should fix the current streets instead of worthless projects
- Zero tolerance of potentially pollutant incendiary devices inside city limits discharged by unauthorized individuals. Only professionals with certification in the operation of devices such as, fireworks, should be allowed to safely operate them in an open, and risk free environment where the potential for fire danger and damage to property is minimal. It is urgently requested that this issue be explored, as in the past there have far too many close calls in my military heights neighborhood.
- Roof top solar for city buildings. -@ Electrical vehicle charging infrastructure. -@ Work with private utilities to utilize more renewable energy -@ wind and solar
- @ Atomic energy -@ Increase public transportation to reduce pollution/@traffic -@ improve water quality
- @ Fast public transportation (such as subways) -@ Eliminate highly pollutant factories/@industries -@ Waste management - implement municipal composting (green bin), expand recycling program to include more materials, public education and awareness -@ Property tax breaks for buildings with solar panels and water heaters -@ Enforce water treatment and reuse for businesses that use high amounts of water -@ Ban single-@use plastics (bags, utensils, straws) and styrofoam
- @ Solarize all city government building (including all school buildings) -@ Increase electric public transportation throughout the region - improve school infrastructure, especially installing effective and energy efficient HVAC systems in all school buildings. thank you for your time on behalf of Amanecer Peoples Project

Know of any ready to go projects that should be included in the PCAP? Let us know (Optional, maximum of 100 words):

- <https://www.riograndesierraclub.org/el-paso/>
- Water capturing and urban heating should be a top priority. We're seeing record temperatures, less rainfall, and New Mexico is releasing less water. If we run out of water this city will lose all industry. We can buy from Dell city but that is only a temporary and costly fix. We need to have water recapturing planned with all future development in the city.
- n/a
- Educated the Public on efficient water use and conservation
- 2016 bike plan (add protection to lanes), Paso del Norte trail, making public transit free.
- I do not know of any ready to go projects.
- Partnerships with federal government to enhance e- vehicle infrastructure. 2. Education based initiatives to partner with student groups. 3. Working with the Chambers to plug into advocacy networks
- Educate and raise awareness: Organize campaigns and workshops to educate the community about the benefits of public transportation, including reduced traffic congestion, cost savings, and environmental sustainability. This will help change mindsets and encourage more people to choose public transportation.
- No
- City should respond to Marathon Refinery permit application today!
- Free public transportation to and from UTEP 2. Tree plantings 3. Flood control that serves as green space in central El Paso 4. Repurpose EPISD's abandoned buildings 5. Partner with Project Bravo's weatherization program 6. Scale up the Habitat for Humanity repurposing efforts with local contractors
- Encourage citizens to use portable solar power arrays for entertainment purposes, such as watching television outside, etc. They are not that expensive.
- Please add more buses besides the county buses.
- Solar energy.
- No
- Regional composting is needed. Divert landfill bound material, create a product that improves soil health, reduces water runoff, creates jobs.
- A Sportsplex, or entertainment center would be a Great addition to the area where Cohen Stadium use to be. Access from multiple directions, plenty of parking, and a multitude of other opportunities that could happen at a venue such as this.
- N/A
- No
- El Paso Electric should not be able to dictate to homeowners how many solar panels they are allowed to install.
- Allow water to flow freely again TREES, trees curb heat, cleans the air naturally, provides shade to those without, encourages pollination. limit unnecessary construction Encouraging and adding in City Clean up events, get communities together to clean up the city in their neighborhoods to limit trash waste Encourage community gardens
- NA
- We need to 1. Solarize all city government building (including all school buildings) 2. Increase electric public transportation throughout the region 3. Improve school infrastructure, especially installing effective and energy efficient HVAC systems in all school buildings.
- We need to 1. Solarize all city government building (including all school buildings) 2. Increase electric public transportation throughout the region 3. Improve school infrastructure, especially installing effective and energy efficient HVAC systems in all school buildings.
- No projects at all.
- Use recycled materials to construct park benches equipment. Use these renewable resources to create more jobs. Hire more city clean up. Remove/penalize criminalize BACK YARD BREEDERS. feral populations of dogs and cats are detrimental to our fragile ecosystem.
- No
- N/A
- Mesa Greenway. Downtown Deck. Streetcar Phase 2.

- Dog park.
- feasibility study for sustainable international electric mass transit between juarez and el paso ie streetcar / monorail / cable car etc
- No
- sun metro exists and el paso county transit does as well; phase out the articulated and large buses, buy more smaller buses, increase route frequency
- I don't know of any ready-to-go actual projects. However, what could be done and have an immediate positive environmental impact is banning plastic bags.
- No
- Landfill methane capture, electrification of bus fleet
- EPWater lands could be set aside for open spaces. Buy areas in east El Paso County to keep connectivity for people, water & wildlife.
- Work with Amanecer and others environmental orgs.
- This doesn't sound like a project that would make sense to include but I will note that the Deck Plaza would NOT be an acceptable project for inclusion in the PCAP or CAP.
- <https://www.aiaabq.org/> <https://isapd.org/> <https://masdarcity.ae/>
- No
- Plant NATIVE TREES. PS Chinese Pistache is NOT native.
- Please visit this great resource for an extensive list of ideas! <https://drawdown.org/solutions/table-of-solutions>
- Domestic air monitoring
- Yes, No Lost food, is a local nonprofit that helps in rescue of food to feed those in need, No Lost Food initiative comes handy helping to make less waste in our landfills.
- There are a number of incentive projects that could be quickly achieved, like water conservation incentives, computer-controlled streetlights that prevent long waits when there is no cross traffic, tax savings for conservation achievements, etc.
- N/A
- Unfortunately I no of none - have not researched.
- No
- N/A
- No
- Solar panel subsidies. It's the easiest and cleanest thing to do. It doesn't require new infrastructure. It reduces our carbon footprint. It lowers our citizens costs. There isn't a single downside to it.
- Expand the access to solar energy, remove the fee the electric company gets when one goes solar. offer credit and incentives to homeowners to upgrade homes with solar, desert landscape, reduce water usage
- How about fixing roads first?? Pelican and Saul Klienfeld are COMPLETE TRASH to drive on. Use and tax dollars or grants to fix what's broken FIRST, BEFORE creating new things to break and have to fix later.
- Stop tearing up our road it's ridiculous.
- Solar Farms on city owned property that cannot be built on.
- Hire more first responders and quit wasting funds on your liberal agenda.
- Nope
- cut your spending on silliness
- None with importance or urgency.
- <https://footprint.wwf.org.uk/> Advertising self assessments of how each household contributes to carbon footprint.
- Solarize all city government buildings. Schools as well. Increase electric public transportation. Improve current school building infrastructure. Specifically, energy efficient HVAC systems
- Road and drainage improvements, traffic congestion improvements

- The SunCycle bike to include more stations and e-bikes.
- Not ready to go but consideration on improving park amenities for the parks.
- Planting more trees. Removing trash & junk cars from properties.
- nope
- No
- N/A
- solar everywhere!
- Solarize all city government building (including all school buildings) Increase electric public transportation throughout the region Improve school infrastructure, especially installing effective and energy efficient HVAC systems in all school buildings.
- Unaware of any current projects.
- No
- None.
- None that I am aware of right now.
- expand one million trees el paso
- Don't know of any
- N/A
- I do not know what projects are ready to go.
- Methane leak monitoring and other ghg. Gas lines nearby always leaking.
- I'm a member of Amanecer People's Project. You should pursue these projects: 1) Solarize all city government building (including all school buildings), 2) Increase electric public transportation throughout the region, and 3) Improve school infrastructure, especially installing effective and energy efficient HVAC systems in all school buildings.
- No
- N/A
- n/a
- Install solar panels on any owned building
- Add more downtown-like public zones to improve walkability and reduce cars on roads, follow the model of Tokyo or Barcelona.
- Improve roads and finish road projects asap, less carbon footprint with vehicles on the road and less traffic congestion.
- N/A
- No, not familiar with the PCAP up until now.
- None
- There was already a model or concept of Smart Growth that, presumably, powerful developers sidelined with the help of changing leaders and authorities looking out for their own interests. There's probably no need to re-invent the wheel but just dust off those old plans or binders that are sitting on some shelf in Planning.
- N/A
- I don't because nothing this drastic is that easy. Add more trees along walkways. Close lanes if you have to. Promote walking. New zoning laws that encourage more mom and pop shops walkable for residents.
- No
- No
- One thing you could do right now is put reflective paint and solar panels everywhere that you can. I can't emphasize enough how bad the heat island effect is here, and if the power ever fails, it's hard not to see how the casualties would be catastrophic. Solar panels help with alternative energy. Reflective paint (ie painting more things light or white) would keep things far more comfortable and help save loves by reflecting more heat back up. You don't have to tear down any infrastructure to do it, and if New York and California can do it, so can you

- AYUDA rec'd a grant to enhance their community garden and work with gardeners to become micro-business owners. City could replicate the program.
- NA
- Planting trees
- Stop using tax dollars to support illegal migrants.
- Plant 10,000 trees in our existing parks
- Community events to plant trees
- Extend montwood
- Listen to the people when it comes to the BOTA project
- Lower property taxes
- Cancel any projects that are currently in the budget that are costing tax payers money. Governments highest priority is to be good stewards of tax payer money. This is not a priority in a city with the lowest median income and highest property tax rate. If you truly care about citizens you will stop taxing them out of there homes and become vocal advocates if the other taxing entities to do the same.
- Country Club is an absolute mess. There is traffic coming all the way from Santa Teresa.
- Mandatory reduction of minimum usage of water and sewer from El Paso Water. Drop the minimums to 4CC each, as they were prior to February 2022 (now at 5CC). This will incentivize small households to reduce consumption, as well as lower their minimum bills.
- Public health nutrition programs and local climate research conducted at the Texas A&M AgriLife Research Center at El Paso for real applications.
- None
- No
- No but UTEP's engineering and science senior students and professors might have projects they've already drafted up and researched. I would say engage the university!
- no
- Electric vehicles
- Green areas, including seating, shade, and water fountains.
- Just preparation for disaster in our community
- Plant more fruit trees on residential homes so that the homeless or hungry can eat, should be free for all
- not sure a ready to go-- transitioning from asphalt to cool pavement will reduce urban heat island effect, which poses a huge threat to cities...
- Solar panels, wind mills, incentives to use green and renewable energy
- Check EPCC and UTEP college's
- na
- Affordable renewable energy
- none.
- Review all city purchasing for environmental impact. Write a letter before 2/23 for the NEPA to the GSA.gov Push for contested-case hearing for TCEQ Marathon pollution request
- Shutdown and go out of business. Stop wasting taxpayer dollars.
- none
- Solar, wind sources for El Paso electric to use
- Sensible approach without burdening tax payers or businesses. We live next door to Mexico and I'm sure they have no plan no resources. Be smart and go slow. Business community should be a major part of the discussion.
- Nope
- El Paso needs more events to take place that no so far to go. Like festivals, outdoor markets to buy vegetables. Senior places to go n enjoy music.
- Nuclear power. Very climate friendly.
- Don't know

- Streets are full of pot holes. Please fix the streets on zip code 79936
- No
- El Paso needs its own local nuclear power plant.
- N/A
- Creating trails along Rio Grande
- Use of renewable energy solutions at the Advanced Manufacturing District using a micro grid
- Not at moment
- Evaluation of current urban planning and development practices.
- The Union Passenger Station needs new windows.
- Neighborhood community gardens. Provide a startup plan with education, materials and an overseer. It should have a small charge to each participant to assist with costs but not to high that it deters participation in the neighborhood.
- Have no idea. Poor job in getting the community involved.
- Justicia fronteriza has some
- No
- Finish the projects you have and repair the one that need it before embarking on other money spending projects. I realize this is for a grant, and not your (El Paso) money, but it's still our (tax payer) money.
- N/A
- None
- Green infrastructure or bio-retention swales are fairly easy to implement to a road improvement project. As a matter of fact, engineers and project managers have stated that the most cost-effective way to implement green infrastructure is including it in road improvement projects. The best model to follow is that of UTEP's campus improvement project. CTECH and UTEP have collaborated to fund research on the best possible options/locations for Green Infrastructure in the City of El Paso. This research was led by Dr. Jeffrey Weidner in the dept. of civil engineering.
- If El Paso and Juarez ceased to exist, the climate would not change. If Chihuahua and Texas ceased to exist the climate would not change.
- Current and future road projects take way too long, causing excessive exhaust emissions due to long wait times and traffic jams.
- Depave is a nonprofit organization based in Portland, Oregon that promotes the removal of unnecessary pavement from urban areas to create community green spaces, reduce the heat island effect, and mitigate stormwater runoff. Something similar to that or starting our own Depave El Paso would be great. I was a former board member of Depave in Portland for two years and would be happy to talk to you more about it.
- Replant undeveloped lots with local grass and vegetation. Provide information and direction for local xeriscaping. Restrict developers unbridled expansion. Force the military to address dust pollution and smart water use. Negotiate with Juarez to reduce pollution. Fix the traffic flow problems on the international bridges by expanding the ports of entry, improving inspection technology, and hiring more people.
- Replant undeveloped lots with local grass and vegetation. Provide information and direction for local xeriscaping. Restrict developers unbridled expansion. Force the military to address dust pollution and smart water use. Negotiate with Juarez to reduce pollution. Fix the traffic flow problems on the international bridges by expanding the ports of entry, improving inspection technology, and hiring more people.
- Zero emission school buses
- N/A
- No
- Greenhouses in schools, native wild flower plants pockets throughout the city. Parks and pathways with the new glow in the dark technology emerging.
- Increasing the flora of local plants that not present a risk in allergies to purify the environment
- No, I do not know of any
- Use prisoners to pick up thrash. Recycle glass project.
- plant trees, pay for them and give to citizens
- Change city and county vehicles to run on alternative fuel propane or purchase more electric vehicles.

- Elderly nighttime recreational dancing and dinners.
- UTEP has some professors that have studied traffic at the bridges
- Socorro Rio vista food hub (plans are ready)
- No
- Solarize all city government/school buildings. Increase electric public transportation throughout the region. Improve school infrastructure, especially installing effective and energy-efficient HVAC systems in all school buildings. Look to better our recycling facilities and habits as a city.
- n/a
- Resign
- Include the El Paso Community to take care of their own trees and landscaping keeping clean and healthy to improve the air quality
- Use the money to fix the roads.
- no, but cancel the area project
- just model what California is doing
- Electric vehicle consumer perps to buy one and to convert homes into green sustainability, solar programs.
- Building Retrofitting - <https://drawdown.org/solutions/building-retrofitting> High-Efficiency Heat Pumps - <https://drawdown.org/solutions/high-efficiency-heat-pumps> Plant-Rich Diets - <https://drawdown.org/solutions/plant-rich-diets> Walkable Cities - <https://drawdown.org/solutions/walkable-cities>
- Climate projects which are concrete, immediate and ready to implement include: Solarizing all city government building (including all school buildings); Increasing electric public transportation throughout the region; and Improving school infrastructure, especially installing effective and energy efficient HVAC systems in all school buildings.
- Plant trees suited for our environment, like more Palo Verdes and less pine trees.
- No
- n/a
- unfortunately, no
- NONE AT THIS TIME
- Public transportation to assist UTEP students get to campus.
- No.
- I don't know of any "ready-to-go" projects, though perhaps increasing the number of tree planting projects would be good (especially if you can find a way to reduce the cost for that to the public).
- Waste-to-Energy Facilities: Establish waste-to-energy facilities that convert organic waste into biogas or electricity while reducing methane emissions from landfills.
- Applying for grants for electric buses, city & school
- None...non issue
- Planting more trees in community parks as well as requiring home/business contractors to include trees in every new build.
- I don't know
- no
- Illumination section of Transportation at Streets and Maintenance is currently taking an inventory of all parks lighting. This will allow them to upgrade old fixtures to new, energy efficient lighting in parks.
- NA
- Make solar energy more affordable to low income households
- Texas Central Partners is working on a speed train in east Texas. Air quality can be impacted through the use of methanol fuel to reduce SOx and to a smaller degree NOx. Switching city vehicles to electric where possible.
- Nuclear power plants Build reliance and back up to natural gas/electricity so when weather happens we're not at the mercy of the grid. Expend money to build resilience.

- Stop destroying the desert for a bunch of little houses.
- N.a
- Bike and walking paths that work with existing buses to minimize the daily need for cars.
- We the people need to be more involved with projects. I believe information needs to be sent to the people that is informational and not just a list or names of projects. Also figure out how to keep american jobs with Americans. Our jobs especially on the border get outsourced by cheap mexican labor. They also don't get taxed. I believe they should pay a tax that reflect being able to work in the usa. Aslo work on restricting illegal immigration.
- We need to make our community not only resilient against the worse effects of climate change, but we need to foster projects that allow our community to thrive. We want to provide a space for our people to work and live comfortably, to have access services that will uplift people's economic/material conditions, and be able to allow the future's youth to thrive in El Paso without being forced to leave.
- Monorail systems help in reducing congestion, emissions, and pollution.
- Unknown
- I know that the city is looking at its contract with Marathon, so I do like that. Also we should try to stop environmental racism
- we the voters voted this down why is this being pushed thru!!!! you work for US! WE DID NOT APPROVE THIS
- Solar options... we are after all the sun city. When FEASIBLE use solar.
- Solar options... we are after all the sun city. When FEASIBLE use solar.
- This past summer was a tremendous stress on staying cool indoors if a functioning AC unit was not an option. The sun is an unrelenting heat source and not everyone is equipped to leave their homes casually to go cool off somewhere nearby. Are there any alternatives or resources for aging seniors and their families to go to for some relief this year?
- Funds available from Regional Solid Waste Grants Program, managed by Rio Grande Council of Governments and funded by Texas Commission on Environmental Quality. Grants are allocated to projects to reduce waste and improve its management practices.
- @ Solarize all city government building (including all school buildings) -@ Increase electric public transportation throughout the region - improve school infrastructure, especially installing effective and energy efficient HVAC systems in all school buildings.
- Improve current outdoor spaces. Many walking trails and parks receive little to no care.
- Fix roads We have many needs in ELPaso. I hope they don't waste taxpayers money.
- no
- no
- Green Infrastructure and rainwater harvesting landscaping.

What questions or concerns do you have about the region's potential climate projects? (Optional, maximum 100 words):

- Some of my concerns that I have include residents not being at the center of any and all initiatives.
- I would like to know more about how the city plans to retain water, provide clean water, and prevent urban heating. I would also like to learn more about how I, as a citizen of the community, can put in a request to the city. The process on who to contact can feel like a maze since there's so many departments within the city and the city council members.
- n/a
- There should be much stricter regulations regarding new buildings. They need to be more energy efficient. Montecillo apartments for example are literally cardboard boxes. Hardly any insulation. Heating and cooling those apartments is expensive and inefficient and a huge waste of energy. Also, utilize more solar and wind energy. Especially here in the desert.
- Water availability for future generations
- I'm seeing a misguided push for electric public transit - getting cars off the road with frequent and accessible public transit gives far more climate bang for the buck. I want to see buses used, not loads of money spent electrifying mostly empty ones.
- The number one issue that concerns me is the heavy traffic and number of vehicle accidents - accidents create bottleneck traffic, thus creating more fuel emissions.
- Needs to both address and connect the environment urgency while aligning with economic development advantages of "moving with the cheese"

- What are current projects and their expected results once implemented?
- The renewal of permit by Marathon Refinery due NOW. The toxins in emissions are still too high.
- The climate projects should prioritize undoing the environmental racism that has most impacted communities in the Southside and closest to pollution from: Marathon Refinery, El Paso Electric, mixed-use zoning, the ports of entry, highways, the landfill, and the sewage treatment plants.
- Why is there no 'citizens' document that lays out El Paso specific climate threats? We've got UTEP right here in town. Why not task the university with putting together a study that lays out the most likely climate threats that El Paso will encounter?
- I would like a climate initiative that doesn't involve some member of the council getting money for a project they back.
- I am very concerned about limiting individual access to fossil fuel powered machinery and appliances. Electricity is not clean energy. Electricity is generated by fossil fuels. Solar panels have been shown to be toxic to the environment and expensive. They break easily and need to be replaced frequently, generating a large amount of waste. Wind power is equally destructive, using a large amount of resources and fossil fuels to build wind mills, killing wildlife, and generating a large amount of waste from spent blades.
- Please add more buses to the county of El Paso.
- None.
- None at this time
- Concerned about tax increases and associated costs.
- Other than clearing and keeping the drainage canals clean and clear, I can't really think of anything else, right now...
- T Be Better Prepared to Climate Change Impacts such as Extreme Heat, Drought, Floods and extreme Cold weather
- How can we find out about projects? Make it a priority to communicate with the community.
- Two concerns water and power. Power consumption will climb to keep the city cooler, so the city should do all it can to reduce the heat-island effect. Water rates need to be more steeply graduated to discourage consumption.
- This Climate change agenda is political propoganda and should be completely separated from environmentalism. I am extremely concerned that someone is offering this much \$\$ to implement this climate change agenda in a region where my family exists and we don't get to say no.
- How serious are our leaders about actually implementing these ideas and how willing are they to get it started asap?
- I have not seen enough propaganda/solutions addressing the extreme heat that continues rising each year
- How would we involve our neighboring country and state? Due to their proximity to El Paso, I believe it is critical that conversations be regional and not only local?
- Ask Juarez.
- Bottom line the cost and there must be qualified environmental engineers at the helm, not someone appointed.
- What ARE the projects. What is the city projecting to help reduce trash productions by citizens.
- Is the government going to listen?
- How are projects selected and funded?
- Would action be taken? Are we going to be heard?
- Other than the grants, how will this affect the taxpayer.
- N/A
- how to meaningfully integrate juarez
- I believe the region does need to embrace solar and wind energy production. But embrace it as a long-term goal, not a short-term solution. Do not try to push a community that does not have the means to spend large sums on large projects. Prepare and build projects supporting energy efficiency, but ensure the business community can afford and support the initiatives. Short-term job growth for projects is not a long-term sustainable way to move forward. The public must be involved.
- Where do the dairy farms dump their waste? Why isn't recycling offered downtown? Why aren't we charging a deposit for glass and plastics?
- Air quality is very poor. We need to figure a better way to reduce pollution.
- I am concerned that the left wing climate agenda will consume the El Paso area governments rather than focus on the local priorities.

- I'll be voting for whomever can fix the Pellicano situation. 5 years of construction/disarray is for too long with no progress in sight and lots of "stuck in the courts" excuses. Develop Bob Hope in the meantime.
- they're all great but unless paired with phasing out the current, energy and transportation intensive development model,
- Current climate projects will have no effect on earth temperatures and are therefore not needed.
- I am concerned that the city is jumping on the bandwagon of politized "man-made climate change" science and (1) will waste money on useless green projects, and (2) will force unwarranted restrictions and regulations on the citizens.
- Getting studies done costs
- How can the city implement a climate plan with the inefficiencies of state government? How can the city prevent the building of new fossil fuel plants and instead encourage solar/wind power generation?
- Look at the real need & long term ability/cost to maintain. Open space is the perfect fit.
- Please consult the community.
- The use of taxpayer money and to use local resources instead contracting out.
- How will the PCAP address plans to add lanes to I-10? TxDOTs Reimagine I-10 proposes 3 or 4 more capacity-adding projects after the west side section is completed. Adding lanes increases traffic (induced demand) and pollution. (Electric vehicles (EVs) will not address concerns about traffic pollution as soon as we need them to for a variety of reasons. See IEEE Spectrum March 28, 2023 article by Robert N. Charette)
- There is a lack of information in combination with a lack of interest to understand its current and future impact. It feels like no one cares to make the city better.
- The concert about us doing something to improve our climate but what impact do we have to make as a border city to Juarez? Most pollution come from there side; we still allow them to come over to this side of the board in cars outputting much worst emissions.
- Climate change city emergency preparedness due to heat levels, droughts or floods in extreme cases. City should prepare residents and resources available for emergency situations related to climate change. We can all contribute to the reduction of carbon emissions.
- N/A
- Stay under budget.
- I am concerned about potential projects delivering little to no benefit for El Paso's more neglected neighborhoods and lower income residents. I am also concerned about data being ignored in favor of what sounds and feels right.
- I'm concerned after spending millions of dollars, I and my family won't feel the positive effects of change on our lives here in El Paso.
- Are there domestic air monitoring?
- Who will administer the funds, will they be really used in our community or is just another high paying job for 2 people.
- Concerns: inefficiencies, malfeasance, and short sightedness. How can we help citizens survive 60 days of 100+ degree temperatures back-to-back.
- My biggest concern is the general lack of awareness of the public of the seriousness of this issue. The best solution of all is for each of us to consider the climate implications of every single action we take.
- How do you plan to reduce heat islands in El Paso? How will you work with smaller govts to address climate change? Will you work with Mexico to come up with a multi city plan? Will you fine big polluters and get them to fix the wrongs of the past?
- What projects are being considered? Is through research being done to identify the most effective and efficient for our region? The fact that projects have to be continuously corrected due to flaws ie Riverbend, Donaphin etc is costly and adds to existing pollutants - pollution
- To communicate to the community via news media, what is the local government is doing to eradicate the contamination in the city
- Why do these projects cost so much and take so long, while nothing gets better?
- What are the associated costs so it is not so taxing to taxpayers? How and/or who will be accountable for managing funds and budget for climate action so costs will not balloon out of proportion of what was budgeted? Basically need accountability, fairness, and transparency.
- Air pollution issues are aggravated by Juarez fireplance use and agricultural burning. Don't know how we tackle those. That's a health issue we have to tackle for El Paso to be a desirable place to live.
- How much is it going to cost and how will that affect communities. Who is making these decisions? How can we ensure these projects will be fulfilled and efficient?

- Its unintended effects. Negative effects on agriculture and people's lives. Upending tradition and normalcy in rural areas to offset issues caused by other nations is wrong
- Use the wind and the sun as energy sources.
- N/A
- the projects of this type seem to lack planning, for instance planting trees in medians that create traffic hazards because they reduce visibility
- That they won't make a difference in air quality
- Most of these projects pay lip service to a problem concerning "cleaner air" or preparing for "climate disaster". Mexico is going to keep burning unclean items and no matter what we do on our part, we won't make a huge difference overall. Get us solar subsidies.
- delays for political reasons. not following through with proposed timeframe not following through
- That it will be money WASTED, OR EMBEZZLED just like I've seen SO MANY OTHER times here in El Paso over the years. It's like its a TRADITION with your government here. "Who can steal or waste the most before we get caught?!?. The school admins, the city council members, the Mayor, the DA? The sheriff? The County commissioners?? "
- It's waste of taxpayers money..
- i hope we can get measurable and impactful changes implemented before its too late
- The city is already spending too much money on pie in the sky projects that will only increase the already overwhelming tax burden on our community. Any additional project should not be started until ALL the existing bond projects are complete.
- I have concerns on the liberal elite who think they know something without realizing it doesn't exist.
- The city of ELP needs to be more aggressive in sharing the information with the public about the climate projects and more realistic about what we can achieve with our sister city (Juarez) as well. ELP is not alone in this endeavor.
- Politically-driven misinformation about climate change is the main antagonist for a successful action plan. Is there any evidence-driven and measurable effort to engage and inform reticent El Pasoans about the quality-of-life and, especially, short term economic benefits of local climate policy in their pocketbooks? Without the accurately-informed electoral backing of demographics who vote on more niche areas such as climate, any plan will only like not be executed.
- How are we prepared to combat extreme heat? How can we cut back on paved parking areas?
- The building of gas powered plants by El Paso electric. The sustainability of our water in El Paso
- How are you stupid or corrupt enough to buy into the globalist agenda? Now is time to actually follow the science.
- The effects on kids
- why are you wasting so many resources on senseless projects
- Given the proximity to a much larger city in Mexico, binational projects/planning should be included
- Power outages, grayish water, extreme summers.
- How much money is going to these projects? Any bonds going to be sold to finance these projects? Are these projects going to be for all regions?
- Stop pushing the Climate Change political narrative. Just look for places to plant trees and create an environment where it is easy for people to get trees and plant them, or give you locations where trees can be planted. I cannot believe how much trees do, but no one wants to just plant trees and wants to add something political to it
- Every project El Paso takes on is never finished on time. By the time they finish, the cost of the project has doubled or tripled in price. Leaving the Tax Payers to pay for it.
- Why does EPEC limit the amount of homes obtaining solar powered electricity?
- I want to see tangible results. I want all types of El Pasoans to be able to benefit to from this. Not just the upper class. I want El Paso's children taken into consideration. El Paso is in the top 10 sunniest cities, its a shame we are doing more solarization things.
- The impact of our neighbors in Juarez and lack of environmental standards or responsibility that affects us here in El Paso.
- What is going to take for the city to not be controlled by big businesses and outside entities who only profit without actually caring for the people of our community
- None it's a scam

- Start by reducing take home vehicles for employees.
- how to properly take advantage of all the water we have, and maximize its use to prevent drought
- Eliminate road congestion and more reliable public transportation.
- Are there plans to improve the Park amenities for the Argal Park?
- Not prepared to answer
- none
- Can we really control the Climate?
- What work is being done to combat poor air quality at the downtown and central POEs? What work is being done to address our scarce water supply? What work is being done to address agriculture and encourage food production as opposed to cotton and pecans which are largely exported and extremely costly, waterwise? What work is being done to encourage businesses, schools, and residents to adopt water/energy wise practices and avoid food waste?
- focus on clean air and clean energy.
- My main concern is that when these projects begin and communities are being improved, how are we keeping low income and disadvantage communities from being victim to gentrification? The point is to help low income communities, not kick them out
- How long will they take to be up and running? How much of our carbon footprint will be reduced? Will we be updated on a regular basis concerning the progress of each project?
- My concern is that funding should go directly to the climate project and not have most of spent on administrative or over head costs.
- How does the city propose to combat environmental challenges if Ciudad Juarez does not also do these projects?
- What are they and where do we find that information detailed?
- Main concern is the power utilization of the funds and length of the projects.
- Besides planting many more trees, I think climate funds should be used for other needs and uses in our city.
- I hope the city does not just go with the cheapest and easiest projects to complete. Long lasting climate adaptations will have a larger impact on the future of being able to live in this region long-term tend to be more expensive and take longer to complete.
- The cost of electric vehicles is way too expensive, what other options are there?
- N/A
- I am most concerned that projects should include methods to mitigate the rising temperatures we continue to see year after year.
- Electric cars are out of the reach of many residents of El Paso as jobs in this city pay very low. Including the city.
- what is the real potential impact of climate regulations if Mexico is not mirroring our adjustments/projects of goals?
- I don't think electric cars can solve a whole lot unless they are using solar to charge them. Who gets the electric cars if this initiative is passed?
- Why not reallocate any funds being used to support Israel and/or our sister-city relationship ship with Hadera, Israel to instead be used for future climate projects. Continuing to support Israel means El Paso supports the genocide.
- I'm concern about future water availability and how can we have a green city using water more effectively. They are different projects in Egypt and Israel to fight against the desert and build a green future
- City should not fund climate projects with city taxes.
- What long-term jobs will be created and how will these projects impact the local economy
- Is it possible to build passenger trains in the city to decrease the quantity of vehicles?
- Just because a contract becomes void, dont let the project sit there waiting for another bid and contract to be approved. Finish the work with another contractor ASAP
- I have concerns about the large amount of plastic bags that warehouse companies on Railroad are allowing to get released into the desert when the winds get high. Can something be done in regards to that?
- None at this time.
- Climate projects in our El Paso Area are a waste of tax payer money!!
- I have a concern the climate projects will not completed or be influenced by corporate entities. We need a plan made by the people and for the people.

- The costs associated with them.
- That these don't just become another pet project by the city that soon become forgotten or abandoned in favor of other short term projects or powerful interests that favor the status quo, thereby also wasting money as well as time.
- Will there be a Clean air project? Energy efficient vehicle? What alternative public transportation will there be?
- Take a balanced approach. Renewables are no panacea. Also, the electric grid must be improved before EVs will really be viable. Go for low cost, high payoff projects not pipe dreams!
- That they don't target the main contributors of air pollution. Idling 18-wheelers on I-110 Marathon refinery. GCC Quarry.
- We should not pursue any that are not in concert with Texas and regional programs. Otherwise, we are wasting huge sums of money and discomfort for wasted showcases.
- In the far east, we don't have a recycling home waste recollection, when is this service will be available?
- Will large energy corporations be held accountable
- would not like to see our city cluttered with windmills. Solar panels combined with natural gas will more than adequately provide the energy we need
- Concerns- water conservation/availability, amount of green spaces, food security, agriculture (regional self sufficiency), air quality (binational problem)
- My big question is what happens if the power goes out for any extended period in El Paso during the summer? Is there a plan in place? I've written some local leaders on this and haven't received a response yet. I might be able to drive out of it if/when it happens but not everyone can. That's life threatening in my book. I'm already afraid to even stay here in the summer as I believe being able to be outside during the day is a human right, yet in El Paso it doesn't seem realistic.
- How will solar energy become affordable for low-income households?
- Will it be in conjunction with Jaurez our neighbor city?
- A concern of mine is what is being done to mitigate climate change. Building infrastructure for renewable energy and climate change seems like a daunting and expensive task but just knowing the city is slowly moving towards that goal is reassuring. It will take years but this city has the potential to be a pioneer in climate projects.
- Why do you feel it necessary to fund illegal migrant care with our tax dollars?
- That all government agencies don't work together
- See above.
- the wind picks up too much dirt. There's needs to be less open plots of land in residential areas they should be parks.
- It's waste of tax payer money. Most taxes paid in the state and we don't have anything to show for it.
- Lower property taxes
- How much will this cost el pasos when more than half can't afford their lives now.
- Cost. Local, state, and national government funds are all tax payer funds and all cost us money. El Paso is poor and cannot afford it. 10-15 people are losing their homes due to failure to pay properly taxes. That needs to get fixed first
- What projects are in hand?
- What are we doing about Juarez and the ports of entry? Maybe we can have all commercial trucks go to Tornillo or Santa Teresa where there is more room and alleviate congestion. Maybe the Texas Department of Transportation can help with that or Federal government.
- Places we can volunteer to help the cause
- How will the projects be implemented? Will you be adding and widening sidewalks? Will you be hiring more staff such as bus drivers to have a quicker bus schedule (i.e. less time between waiting for a bus)? Will you be adding dividers for bike lanes? I am concerned the projects will take too long and the effort will not be focused. Is the city going to be thoughtful about planting native flora?
- How will the city (city council) have oversight of potential climate projects and their budgets?
- Spending the money with no seen benefits
- I think more rigorous pursuit of grants is a better investment of the Climate Office's time than trying to please all stakeholders.
- Do we have any in place already?

- How prepared is CEP for extreme weather events- flooding, ice storms, extreme heat events? It would be wonderful if our council members and mayor would have more public virtual information sessions explaining this and what CEP is doing to prepare.
- Too much money without a clear project plan. I see too much money disappearing into studies with no results
- Getting El Paso Electric to allow residents to access off the grid solar panels
- Projects must consider cost and current city ordinances should be revised to make any improvement or new facilities more cost-effective
- Air Quality teams should be better funded to tackle all testing projects in our community.
- Air Pollution coming from our sister city, Cd. Juarez, MX
- City busses are running empty. Need to reduce mid day routes.
- How are those in charge of implementing these projects accountable for their competency and completion of these projects?
- Summer is really hot. Maybe a walking trail with misters
- I have concerns that citizens of El Paso have been turned off to new and exciting ideas like this because the city is not focused on addressing its other priorities like crime and the epidemic of drunk driving, homelessness, and poverty. Take care of the citizens first, and then when feasible, start this project.
- na
- brick home are better then stucco
- I have concerns regarding the spending of taxpayer dollars on matters that will not benefit the region. Dollars should be spent on improving our infrastructure etc., not on climate change.
- Extreme heat Water shortages Reliable solar roof providers
- Fix our roads
- Please spend money on street maintenance and public safety. Don't waste it on futile, politically based projects.
- Shutdown, go away, stop perpetuating a hoax. Stop trying to justify your worthless existence.
- climate projects should be scrapped.
- Reduce waste by cleaning streets of trash throughout our city and in resident areas. Hire workers to keep our sidewalks clear of trash, overgrown weeds, and repair cracked cement in sidewalks.
- I was concerned to learn that local resources for addressing climate control and environmental safety apparently have not been fully included in the strategic plan for reaching possible solutions. We have nationally recognized research institutions like UTEP, Texas Tech, and University Medical Center that can provide valuable information specifically about our region. An outside research firm is probably going to go to them first anyway. Let's use what we have right here.
- Where is the water coming for all these new subdivisions
- Costs, unrealistic goals. Burden to taxpayers. Hurting the business community with costly mandates.
- Is Horizon ready for flooding?
- Greenwashing - avoid having projects or priorities are not really helpful for climate and local ecological sustainability. Keeping social justice approaches in mind so that all levels of community benefit from these efforts.
- They are great n hope they get full fill. El Paso is looking heat n with all this projects in store for the future we will have a Beautiful City to be proud of. I know I am!! We need all this climate change to start taking place as soon as possible. I don't know too much but I am willing to learn n help in anyway possible. Thank you
- My concern is that you're wasting taxpayer dollars on a socialist agenda and stealing from future generations by going further and further into debt.
- Theirs not enough Trees on el Paso Tx
- Money should be spent responsibly. Who will hold city accountable for spending money?
- Public input should be a priority during every phase of implementation
- The issue of non voter approved bonds. Raising taxes is not going to solve your problems
- Wasting taxpayer money on ineffective solutions, higher taxes, money pit projects
- Why are you wasting our money

- Where the money is going and who is benefiting from the funds. How much is going to administrative costs and how much is really being used to fund projects. We don't need people with ideas. We need people who are action oriented and get the job done. We should use new companies and local people not affiliated with the city.
- do not over- hire staff- the city does not have enough funding to absorb these high paying jobs.
- The reliability of the power grid should not be compromised. I am concerned that the agricultural sector should be protected from any climate mitigation projects. Projects should be science based.
- Cost to tax payers
- More about water supply for the next years and actions to ensure the future water supply. Real actions to create better job opportunities that provide better pay rates and how to get the population be prepared to take advantage of those opportunities.
- Concern on wasting my taxpayer money on crappie already said we didn't want.
- We need more trash cans.
- I am concerned the City of El Paso will use the promise of federal grants to push programs the citizens of El Paso do not want. I am concerned the City of El Paso will use the climate change hoax to take away personal liberties and raise taxes for El Paso citizens. I am concerned the City of El Paso's climate projects will hurt the regional economy.
- City should support and hold EPE accountable for the climate targets they advertised during the campaign against Prop k
- Concern not being prepared for major weather conditions
- As indicated at the results of Prop K, there are powerful interest groups lobbying against restrictions. There MUST be a program educating and explaining the necessity for climate action, even if causing personal restrictions and disadvantages - to avoid disasters in the future.
- Questions about the biking infrastructure in existing and future developments. Will new regulations or grants be developed so that future developments and neighborhoods would be automatically planned with walkability and biking in mind? Additionally, does the city intend to implement bike boxes, and why?
- Who is in charge and what are the qualifications? Wasn't this project scrapped? How is it that resources are still being used to establish this?
- I am not too familiar with which on going projects are being taken on or whats t9 come but will begin to follow up
- Timing. We are already feeling the effects of climate change and need changes ASAP.
- Super warehousing (never stops) Shopping centers No thought in traffic control Vehicle/truck idling to no stopping
- The waste water treatment plant that is planned to be build in Fabens will increase air pollution in our town. It needs to be build out of our town if it is not for our town.
- Consider a social impact fund collaborative between big developers and businesses such as Amazon and Walmart (wholly voluntary but builds on community action and social interventions that their portfolio might already pursue). Some communities pursue this for instance to tackle energy or fuel poverty and this can be a source for climate and heat related climate impacts.
- Do not attempt to control where I can drive with any internal combustion engine vehicle through laws or regulations, etc.
- I am not familiar of the climate projects.
- When will the project start? How long will this take? Are the smaller counties close to El Paso going to be included in all these changes?
- Where can I follow the progress of only climate projects for the City of El Paso?
- Insane attacks on clean natural gas. We cannot afford more inflation due to climate initiatives. Ban private jets. Ban huge mansions like Gore's, Kerry's, Biden's, Obama's, Clinton's. Quit attacking the middle class.
- Will they be voter approved?
- How much money are you spending on this.
- Urban sprawl
- We need to make sure we have the infrastructure to support electric vehicles and the needs of the community. Also, what is happening on the back end? Rare earth materials for batteries, destroying the earth, and disposal of batteries that cannot be recycled. In addition, safety concerns, electric vehicles fires are intense and create a lot of very dangerous byproducts when decomposing in the fire.
- Someone will misuse funds. We border Mexico who cares not for the environment. Taxpayer money will be wasted on projects. How's that children's museum coming along?

- I am concerned that what is done towards improving climate change will not be enough. We live in the dessert where we already see high temperatures. I am concerned that if temperatures get too high, we will not have a plan to sustain our infrastructure.
- Unbridled residential development with inadequate water supplies, energy companies failure to address rampant pollution, heat sinks in the form of undeveloped open lots, vast parking lots, and open roadways throughout the city, military and Mexico's neglect of environmental issues, quarries and cement factories too close to urban areas, inadequate air and other environmental monitoring by local governmental bodies.
- Unbridled residential development, inadequate water supplies, energy companies rampant pollution, heat sinks undeveloped open lots, parking lots, and roadways throughout the city, military, Mexico's neglect environmental issues, quarries, cement factories close to urban areas, inadequate air, environmental monitoring by local governmental bodies. No point staying informed, the billionaires and large corporations in this community control our politicians and won't let anything affect their bottom line. You all are part of the problem and will never enact more than aesthetic bandages to any of these issues. our gullible citizenry, however, will believe that you are actually protecting them. Very sad situation.
- I'm concerned about the public opinion process. Im also concerned the city will construct bike lanes that will not be used, maintained, or made in a safe place. I'm concerned trees will be planted and not maintained and they will not have an effect on climate emissions. I'm concerned the city already has planned what they want to do and they will just present what it is afterward like they have always done and this public comment is just for show.
- N/A
- None
- Cost is important, especially with the high inflation we are dealing with and high property taxes.
- We definitely need something in place to better address flooding, and extreme heat. The rain shuts the city down due to the streets flooding.
- Air pollution is a significant issue in our community, and companies are not concerned at all due to the pollution that is creating in its daily
- Water consumption
- Main concern is that we do not have any! Also, need to coordinate with New Mexico and Juarez
- Require city officials to use public transportation.
- why does El Paso get punished for the Mexican air quality
- If hard to control our pollution environment with our border city but work with our border city in improvements. Create cheaper cost for businesses and home owners to install solar power or wind mills for fuel energy.
- Climate change is a natural occurrence. Electric cars are to support Chinese batteries. Gas is clean fuel.
- That rural communities will be overlooked rather than implementing measures now to preserve our clean air and vast lands.
- There are hidden interests. My concern is the imposition of the 2030 agenda, with charge to the citizens through property taxes. We already pay more than any other city in Texas.
- None
- I'm concerned about the multiple chem trails I see on a daily basis, waste of taxpayer money, the poor road conditions and toxic fumes released from the center of my city.
- We are the considered the sunshine city but don't harness solar power ANYWHERE! All city buildings should be set up with solar power at least
- My concerns are making sure that this money that is spent on this work goes back to the communities that suffer from the environment injustices here in El Paso. To taking care of our environment, increasing food availability and taking care of our water.
- Partnerships should be prioritized. We don't want duplication of effort. EPE has Energy Efficiency programs and programs that incentivize EVs. The gas company may have similar initiatives- the City should build partnerships so our dollars go further
- I think the country wastes money on projects that won't be use like bike lanes and brios.
- n/a
- Why do you claim climate change when it's weather?
- UNNECESSARY CLIMATE PROJECTS, taking TOO much time, effort and \$\$ to change something that "the climate machine" is doing around the world.
- Planning, planning, planning with new paradigms. E.g. not allowing urban sprawl; Including ways to renew the vehicle fleet to take older vehicles off the road. Getting rid of plastics, especially shopping bags and water bottles.
- The climate is not controlled by humans. Anyone who has taken a collage geology class knows this.

- is the City in increasing my property tax and-or the value of my home to pay your projects?
- Money be wasted by the city on unnecessary staff and equipment that is supposed to be used for bettering the climate
- The winds seem to be getting stronger in our region every year. There has to be better roof options.
- Juarez
- According to UTEP researchers, our region has about 30 years of easily-attainable groundwater reserves left. Water-intensive farming is becoming more reliant on groundwater as the Rio Grande dries up earlier each year. The vast majority of farmland in El Paso County is used to grow alfalfa, cotton, and pecans, while only 0.7% of land is used to grow vegetables. Farms are not feeding El Paso, and large agricultural corporations will ship more and more groundwater from El Paso each year(<https://buildbackwetter.org>). I would love to see the city encourage UTEP to divest from fossil fuel investments and research, especially fracking
- How soon are they going to be implemented? Climate change is here and starting programs in 5+ years is unacceptable. This is an emergency that needs leadership now. Additionally, what plans do we have for extreme weather and how are we going to protect our citizens from becoming climate refugees?
- Regulate big companies on water usage and waste recycling
- Water sources with renewable water programs.
- No concerns, would just like to see the town in a better position than what it currently is.
- HOW WILL IT AFFECT THE COMMUNITY? HOW LONG WILL IT TAKE TO COMPLETE THE PROJECTS.
- What are the public participation avenues for all parties individuals in the region? How can all interests enjoy access to a seat at the table.
- Invasive government intervention in peoples' homes. Any restrictions on appliances and/or vehicle choice is a significant overreach.
- What are the financial implications of any PCAP ideas, along with the health effects, particularly in lower-income communities? Put a new bridge in the Upper Valley near Paul Foster's new housing development and see how he & his people like it.
- That there won't be action taken on any project, it will get stuck in discussion/planning
- My concern is that these projects may not be derailed or abandoned due to Republicans who are pro-fossil fuels. These politicians will do what they can to discredit and derail projects perceived as anti-fossil fuel.
- El Paso Water is purchasing too much land, not providing good water quality. waste money, and high salaries for employees. Recycling water needs to be provided for firefighters. Electricity has to be cheap for consumers especially if comes from air turbines.
- This is a sham.
- Unfortunately, we have to contend with Juarez and their populations lack of air quality standards.
- My concern is, where is the support for Mt. Castner Range? There's still active ammo out there and hiking scene has been getting to be a bigger scene :) complacency is not a good answer.
- You don't have the political will at city hall.
- Despite all of our efforts, how will what we do make much of an impact if Juarez right next door is constantly filling the skies with pollutants that blow into our area?
- none,
- The biggest concern comes to Water and air quality.
- Costly
- I'm concerned about the tradeoffs/offsets- especially about planting more trees. Are the trees native to the area or is there an offset to use less water if the trees are not native? Making changes to the agriculture sector does concern me because of the jobs lost and the rate of transition to a "green" economy.
- I am not familiar with climate projects currently in the making
- Any efforts on crating better air quality are useless when we live next to Juarez. The only way that we could achieve this would require the assistance of the Mexican government.
- Air and water will be a concern.
- Refer to previous comments. Make our current system more resilient.
- Why do you keep on taxing us so much with taxes.
- We needs more eco friendly ways or moving around while reducing cost.

- Cost, sustainability, and practicality. A project started but not maintained for the long term is just a waste of funds.
- Need more information on projects.
- I just want that the plan doesn't act as a give away for the big financial and material players in town, and that we don't continue to leave the most vulnerable demographics of our community with this green revolution.
- Cost and unable to achieve due to our borders
- The air quality and health impacts of the air.
- El Paso is a beautiful city that never saw the growth of people wanting to live here.
- N/A
- How are we planning for the demand on water with our expansion
- I'm not really sure if this is a climate question but the city needs to do something about the stray dog population, like offering free spays and neuter
- we the voters voted this down why is this being pushed thru!!!! you work for US! WE DID NOT APPROVE THIS
- Wasting taxpayer money for projects that are not productive. Knocking down infrastructure because it was "inefficient " when really making new infrastructure is what is inefficient. Just be thoughtful in what makes sense, use good judgment. Allow for knowledgeable citizen oversight.
- Wasting taxpayer money for projects that are not productive. Knocking down infrastructure because it was "inefficient " when really making new infrastructure is what is inefficient. Just be thoughtful in what makes sense, use good judgment. Allow for knowledgeable citizen oversight.
- Must serve the poor and disadvantaged not rich do-golfers.
- My concern is that the local government will follow fads or what other cities (Austin) or states (California) are doing instead of doing the research on what works and what doesn't for our area.
- Climate issues are a hoax
- Relevant issues pertaining to realistic environmental goals with the greatest of immediate impact should be the ones to be initially explored. El Paso needs to finally stop looking like it has a cloudy sky all the time from scenic drive. We could very much use more trees that provide shade during the summer months and create a bit more oxygen to our very much needed region.
- Public visibility and communication of the project's scope, goals, monitoring, progress, funds allocation, measurement of results
- That too much money will be spent in relation to benefits. Such as putting park over freeway downtown and enclose the area with pollution emitting vehicles to plant a few trees
- Will there a balanced discussion on proposals?
- What will they cost taxpayers?
- How much is this going to cost? Who is overseeing the spending of the grant? What special interests are involved in the development of this plan?
- Waste of money as climate change is a farce.
- What can we do as a community member that truly helps.
- I'm concerned about clean air and water.
- We live on Border how are going to control that
- Will the projects actually benefit everyone within the county or just 1 side of county.? Usually there's not much invested on the mission valley.
- n/a
- effect of recent proposal to widen bridge of americas by chamizal. already heavy pollutant with idling at lines.
- I'm concerned about greenwashing. I'm also concerned about the oil and gas industry blocking efforts to address climate change.
- The electric grid will not have the capacity to handle increasing needs and skyrocketing costs. What is being done for the amount of pollution from Juarez?
- What will they cost the residents
- How is the city preparing for extreme weather? How is the city hold major companies accountable to move forward with renewable energy?
- I'm concerned that programs will cost taxpayers too much money. I how that El Paso is able to source funding from other sources. I'm concerned about rising energy/ utility cost for residents.
- How to lower utility rates to make it easier on our senior citizens.

- Not any at the moment.
- many
- The opposition is loud, uninformed and vitriolic. Know that the majority of the informed citizenry recognizes the importance of these projects.
- Tax-payer burden.
- Everyone just assumes nothing will work, the cost is too high, we aren't sure it will actually work. Just be brave and try something!
- Stop wasting tax payer's money
- what are your plans and suggestions for all of above. Who ever gave you the million dollars needs to make a trip to El Paso and see what our neighbor has to offer. Appreciate it if you don't use our tax dollars for this nonsense, your not Mother Nature and you'll never get control of the neighbor to the south because they have to survive however they can. Good Luck in your endeavors but if every country doesn't play then your spitting in the wind and costing us money.
- I'm concerned that this is all one huge virtue-signaling activity that will accomplish nothing other than waste taxpayer money.
- Readiness for extreme weather events Air pollution in disadvantaged communities

Table B-4: Spanish Survey Responses to Open Ended Questions

Comparta sus ideas para reducir la contaminación climática en los próximos 10 años. ¿Qué proyectos deberíamos realizar? Entre los sectores a los que hay que dar prioridad se incluyen los siguientes: Senderismo, Ciclismo, Vías Peatonales; Vehículos Eléctricos; Transporte Público/Ciclismo/Vías Peatonales; Eficiencia Energética de Edificios e Instalaciones; Energía Renovable; Gestión de Residuos, Agua y Materiales Sostenibles; Eliminar Carbono del Aire Plantando Árboles; Sector Agrícola; Transporte de Mercancías y Transporte Inactivo. (Opcional, máximo de 100 palabras):

- Red de estaciones para cargar los vehículos eléctricos.
- Eliminar Carbono del Aire Plantando Árboles, personalmente es una muy buena opción plantar árboles en camellones, al rededor de edificios, en espacios completamente públicos. Los árboles contribuyen a la limpieza del aire eliminando el carbono y sobre todo en la refrigeración del ambiente gracias a la sombra que producen, priorizar esta opción cambiaría por completo nuestra comunidad.
- Aumentar lugares para senderismo incluyendo avenidas principales en cada ruta -Incrementar el uso de vehículos eléctricos buscando sociedad con las marcas y conseguir formas más sencillas de cambiar los autos. Aumentar la red de cargadores de autos eléctricos y desarrollar una red de bicicletas eléctricas públicas gratuitas o de bajo costo que se puedan rentar para uso diario en lugar de un auto.
- Limpiar la ciudad en el centro donde están los inmigrantes, hay mucha mugre ahí, tratar de mantener más limpia esa área y el área del centro de la ciudad, también que la ciudad tenga un mejor sistema de alcantarillas porque cuando llueve se inunda mucho
- Más opción de transporte con disponibilidad de horarios, vías solo para transporte de mercancías, más vías alternas dentro de vecindarios residenciales, más alumbrado en las calles, paneles solares para toda la ciudad, agua menos tratada con químicos, más vías de ciclismo, sector agrícola más pago para la Gente que la trabaja y beneficios de salud, programas para prepararnos por el cambio climático, regulación con la migración, menos homeless, la ciudad con más seguridad y más limpia
- Yo creo que la reducción de tiempos de espera en los puentes internacionales ayudará a disminuir el monóxido de carbono en nuestra frontera de El Paso Tx - Cd. Juárez.
- Plantar árboles cuidar más el medio ambiente
- Construir menos casas, cada vez dejan menos espacio para el ciclo de lluvias
- En mi comunidad hay muy pocos parques para ir a caminar o hacer senderismo, nos hace falta, y hacen falta muchos árboles todavía para aminorar la contaminación
- Por que no implementan un sistema de recolección en restaurantes y supermercados, de residuos orgánicos como todo la cascara de papa, zanahoria, cebolla, todo el recorte de vegetales que tiran a la basura, eso se puede utilizar para elaborar composta y así poder generar más áreas verdes y plantar árboles que ayudarían en la reducción de contaminación y calor.
- Creo que deberían poner atención cuando están trabajando en obras públicas en carreteras, ya que a la hora pico se hacen embotellamientos y hay veces que ni siquiera se ven los trabajadores en la obra y eso ocasiona mucha contaminación por el hecho de estar los autos parados tanto tiempo, porque se hacen largas filas por ejemplo la obra de la calle Zaragoza, tiene muchos meses en construcción y aún no se le ve fin.
- Mejorar el costo del Agua, tener áreas más verdes, plantar árboles, preocuparse por mantener limpia la ciudad, hacer más conciencia sobre el reciclado y no cobrar por reciclar, porque todavía ayudan a reciclar y te cobran es injusto, poner más atención en los sistemas de drenaje y limpiarlos constantemente.
- Agilizar el cruce de vehículos y transporte de carga en los puentes internacionales ya que eso genera contaminación en exceso y perjudica grandemente la calidad del aire de la Ciudad de El Paso.
- Que se mejore el reciclaje aceptando más residuos y plantación de más árboles para mejorar el ambiente y construir más vías ciclistas.
- Más transporte público con más paradas, además con vías más rápidas y así mejorar los tiempos de regreso a casa, mejor planeación de los servicios públicos
- Tener un salario mínimo más alto para poder tener la capacidad de adquirir un vehículo eléctrico, mejorar la condición ambiental y plantar más árboles que ayuden a elevar las lluvias y que el clima no sea tan seco, así como mejorar las áreas verdes existentes y pedir a todos los ciudadanos mínimo plantar un árbol en casa para mejorar la calidad del aire.

- Deben de ayudar muchísimo al sector agrícola, ellos dependen de nosotros y nosotros de ellos. No reduzcan los presupuestos que van destinados al campo. Esto y la seguridad deben de ser PRIORIDAD en sus agendas, no el "cambio climático".
- Que cada quien tenga su lugar , que sea congruente , algo como el ciclismo que no pagan impuestos y no respetan las leyes de tránsito , si se les hace "un carril" que ahí vayan si no que se les sancione. Deberían empezar por tener reglas sensatas para ese tipo de cosas así como para la gestión de residuos, la limpieza de las calles
- for walking paths use dirt as the surface. asphalt and concrete are dangerous in the summertime
- Gestión de residuos, agua y materiales sostenibles. Se genera mucha basura y hay que mejorar en el uso de plástico de una sola vez, así como también prohibir uso de bolsas de plástico en supermercados y tiendas. Implementación de leyes más severas para criadores clandestinos de animales, y maltrato animal.
- Plantar arboles creando mas parques, vias peatonales, prohibir estacionar tractor-trailer en zona residencial, manejo de residuos,
- Implementar campañas para plantar árboles en la ciudad ya que urgen áreas verdes y así se podrá mejorar la calidad del aire y reducir un poco la contaminación del mismo
- El transporte público en mi área de vivienda es totalmente ineficiente. Se necesitan más rutas y más lugares para tomar el autobús. Las áreas peatonales son inexistentes, no hay banquetas y se tiene que caminar en terrenos baldíos.
- Seguir el desarrollo de en contra mejores ideas para producir mas petrolio. Es abundante y Esatdos Unidos los produce mas efectivo y mas limpio Que ningun otro pais en el mundo.
- Plantas en cada hogar. Reciclaje y utilizar menos plástico
- Energia renovable a precio accessible plantar arboles y principalmente reducir lines en puentes p evitar contaminacion
- Hay que plantar más árboles por todos los beneficios que esto trae, también para poder irnos caminando en época de calor, ya que aquí dura mucho la temporada de calor. Soy discapacitada motriz y camino muy lento y me encuentro con calles sin un solo árbol. El camino de la estación de transporte 5 puntos rumbo al Chamizal que es donde vivo, es muy peligroso para un peatón, siento que puedo caerme cada vez que lo recorro. Mi hija va a la escuela desde el Chamizal hasta EPCC Valle Verde y no hay camino seguro para irse en bicicleta.

¿Conoce algún proyecto listo para ser incluido en el PCAP? Háganoslo saber! (Opcional, máximo de 100 palabras):

- No
- No
- No por el momento pero si les interesa puedo averiguar. he visto algunos para ahorrar agua y tener mas arboles en areas verdes..
- No
- No
- no conosco ninguno, pero si me preocupa que la ciudad esta cada vez mas sucia, deberian hacer algo urgente.
- No , pero puedo sugerir este , que no queden tan lejos las tiendas , ni escuelas , pero a la misma vez que si quedan cercas no subir los impuestos. Mas areas verdes en nuestro sector .
- No, ninguno
- No
- No
- No
- Si se llama fracking.
- No aun
- No
- No

¿Qué preguntas o dudas tiene sobre los posibles proyectos climáticos de la región? (Opcional, máximo de 100 palabras):

- Que proyectos van a implementar???
- La ciudad esta preparada para cualquier catastrofe natural?
- Promover el car pool y permitir el uso de un carril exclusuvo para car pools puede inxentivar lacreduccion drl uso de vehiculos la carretera 1-10cy en la cd.
- Que tipo de proyectos existen ?
- Si repercutirán y se agregará Socorro en sus proyectos
- Que se le diera seguimiento a mi propuesta
- Me gustaría que fueran plantados más árboles ya que x el área dónde vivo casi no contamos con ellos
- mi pregunta es que si puden hacer mas sistemas de drenajes? deberian hacer mas y limpiar los que ya estan, cuando llueve bastante siempre se tapan y hay inundaciones y tambien mi pregunta es porque no ponen atencion sobre la limpieza de la ciudad? porque no informan mas a la gente sobre la importancia del reciclado y que se puede reciclar y que no? hay que tomar conciencia.
- No lo sé
- como se podra tener acceso a un vehiculo electrico? si no todas las personas cuentan con la capacidad economica de adquirirlo.
- El Paso se está convirtiendo en una ciudad demasiado violenta, importa más la seguridad.
- Cuáles son, dónde están?
- Habra algun tipo de regulacion con respecto al manejo o prohibicion de plastico como bolsas en supermarket s
- Como se puede involucrar a la población sobre estos proyectos para así crear conciencia en la sociedad y que sea un apoyo entre gobierno - sociedad
- No tengo conocimiento de los proyectos climáticos de la región
- Inspeccion detallada en fabricas contaminantes. Asegurar adecuado consume de agua, mas arboles en espacios verdes
- Quiero saber si hay algún plan de reforestación para el área habitacional cercana a El Chamizal?

Listening Session

The PCAP team held two in-person listening sessions, including one with a hybrid option, to discuss the PCAP content. The City of El Paso also shared a status update on its website to inform residents who could not attend the listening sessions. 28 members from the community attended these sessions.

Takeaways from Climate Listening Session #1

- Composting, improving recycling in business and apartments.
- Eliminate the plastic bags.
- BOTA traffic plant tons of trees to address emissions.
- How do we address affordability and sustainability (economic) of climate projects for the most vulnerable?
- Use of economic incentives to get buy-in from the private sector.
- Planting trees is good but concerns about water resources.
- There is interest from Juarez to collaborate in reducing emissions but are they going to be able to do so economically?
- Connection of this work with scholars and academic work.
- Tornillo is the only good option for air quality and health.

Takeaways from Climate Listening Session #2

- How could the resistance to recycle and recycling properly could be incentivized by the city and how the community could be educated on the matter.
- Quality of air related to some of the polluting industries operating within the city.
- Preventive action regarding scams offered to the community to move into renewable energy, mostly for uniformed communities.
- Implementing city policies and regulations for idling while waiting for kids in parking lots or on the street by facilities like schools.
- Try to prevent the sale (by EPISD) of current open spaces to be transformed into concrete heat spaces.
- Free public transportation as a balance for extra costs to recycle.
- Community solar microgrids along the trail.
- Use policies to promote climate action.
- Implement small projects to build up the business case for climate action.
- Use unused schools.
- Can City create policy or incentives to reduce use of vehicles and keep cars off the roads?
- Trees are great, but in addition, is the City able to impose a tax on cement that is added to properties?
- Where are the big polluters in this conversation: Marathon, EPE, Jobe/Cemex?
- Use of 2012 UTEP Solar Study, can City take another look at this information?
- Support people and their needs where they are.
- Ordinance that keeps from tree removal.
- Use of other materials other than cement along the trail, permeable surface, reduce heat absorption.
- Germany in the autobahn they have solar collectors. Does the EPA have funding for I-10 to collect the wasted energy.
- Restoring natural landscape to recapture areas of parking lots.
- Cancers at Sunland at the dump. There is real resistance for recycling in the City.
- Huge issue quality of air, through JOBE and CEMEX, 2 refineries. Refineries should be a focus on the Climate Action Plan.
- City was pushing solar and there is a ton of scams. There needs to be a specific awareness of scammers. Preventative action for pushing solar because of all the scammers.
- How are we prioritizing projects in the City such as how the elderly are starting to cement in their yards, they are concreting the area as they age.
- EPISD has old schools and those would be great for open spaces.
- There is a law in Austin if you cut down a tree you have to replant one. How can we create laws like that?
- Composting, improving recycling in business and apartments.
- Eliminate the plastic bags.
- BOTA traffic plant tons of trees to address emissions.
- How do we address affordability and sustainability (economic) of climate projects for the most vulnerable?
- Use of economic incentives to get buy-in from the private sector.
- Planting trees is good but concerns about water resources.
- There is interest from Juarez to collaborate in reducing emissions but are they going to be able to do so economically?
- Connection of this work with scholars and academic work.

- Tornillo is the only good option for air quality and health.